

AUTOMOTIVE LIST PRICE

No. PL18.0WL

EFFECTIVE: December 20, 2017 VOID: June 28, 2018



**Order Anytime Day or Night by E-mail: autoorder@whelen.com
or Toll Free Facsimile 1-800-637-8762**

Many products listed in this price list meet or exceed AMECA, SAE and California Title XIII requirements. For details contact your regional sales office. Every effort will be made to hold prices through the end date. We reserve the right to increase prices on certain and/or all products. Whelen Engineering Company, Inc. is not responsible for typographical errors.

ISO 9001 Registered QMS



OFFICIAL WARNING LIGHTS OF NASCAR

Follow us on    

PL18.0 New Products

Refer to Price List for complete details on New products listed.

Universal® Halogen & LED Flashers

SLFLASH SmartLogic™ programmable flasher.



SLFLASH

LCPHOTO Logic level photocell used with SLFLASH, CenCom Sapphire™, CenCom Carbide™ and CanTrol® (replaces DOTPHOTO).

Options for 400 Series Lighthead

4BKT1 Universal "L" mounting bracket for 400 Series lighthead, must be used with 4TSMAB or 4TSMAC flange.

Options for 600 Series Lighthead

6BKT1 "L" bracket push bumper mounting kit for 600/M6/600 Rota-Beam™, Black.

6BKT2 Angled bracket push bumper mounting kit for 600/M6/600 Rota-Beam, Black.

Options for C6 SurfaceMax™ Series

C6HDLTMK Headlight mounting kit for ATI & KD housing, includes bracket & hardware (lighthead purchased separately).

M4 Series Linear Series

4BKT1 Universal "L" mounting bracket for M4 Series Super-LED lighthead.

M6 Series Linear Series

6BKT1 "L" bracket push bumper mounting kit for 600/M6/600 Rota-Beam, Black.

6BKT2 Angled bracket push bumper mounting kit for 600/M6/600 Rota-Beam, Black.

Mirror-Beam™ Mirror Mounted Super-LED Lighthead Series

MBFF17** Ford Fusion, 2015-2018.

MXFF17** Ford Fusion, 2015-2018 with smoked lens.



MBFF17BR

Mirror-Beam ION™ V-Series™ Mirror Mounted Super-LED Lighthead

VMFF17** Ford Fusion, 2015-2018.

VXFF17** Ford Fusion, 2015-2018 with smoked lens.




VMFF17RR

Pioneer™ & Pioneer Plus™ Series Options

PH1LPED Low profile pedestal/swivel mount for PFH1 or PCH1, White. (Replaces PFH1LP when used with PFH1). Only available when purchased with a PFH1 or PCH1 Pioneer™

Pioneer Summit™ Series Light Arrays

Designed to deliver maximum light intensity, the low-profile Pioneer Summit Series is available in multiple spot, flood, and scene optic combinations. Increase clarity with Whelen's all-new, patent pending Proclera™ Silicone Optics. The Pioneer Summit Series features optional integrated warning and clearance lights for optimal illumination and visibility. Pioneer Summit Models are available in 9", 16", 30", 44", 58", 72", 86" lengths



Options for Pioneer Summit™ Series

Mounting Brackets

(Replace last "B" in model number with "W" for White bracket)

SUBKT1B Universal "L" bracket for 9" to 44" models, Black.

SUBKT2B Universal "L" bracket for 58" to 86" models, Black.

Cables

SUCBL1 1' cable, Two cables required for 30" and longer models.

SUCBL15 15' cable, Two cables required for 30" and longer models.

Pioneer LiFe™ Series

LF28 12 VDC, rechargeable LiFePO battery, 2800 usable lumens.

LA28 12 VDC, rechargeable lead acid battery, 2800 usable lumens

LF28A 115 - 240 VAC, rechargeable LiFePO battery, with standard NEMA plug for U.S., 2800 usable lumens.

LA28A 115 - 240 VAC, rechargeable lead acid battery, with standard NEMA Plug for U.S., 2800 usable lumens.

LF35TPM Optional pole mount adapter with LF35BASE, fits 1-1/8" pole.



LF28

Motorcycle Warning Products

IONHDDS 2014-2018 Harley-Davidson® Road King® and Electra-Glide® side saddle bag mounting kit for use with 3 surface mount ION™ lighthead, purchased separately.

TIONHDRS 2014-2018 Harley-Davidson Road King and Electra-Glide rear saddle bag mounting kit for use with 1 ION T-Series™ lighthead, purchased separately.

TIONHDDS 2014-2018 Harley-Davidson Road King and Electra-Glide side saddle bag mounting kit for use with 3 ION T-Series lighthead, purchased separately.

IONHDRS 2014-2018 Harley-Davidson Road King and Electra-Glide rear saddle bag mounting kit for use with 1 ION lighthead, purchased separately

Motorcycle Warning Products (Cont'd)

TIONHDHM 2009-2018 Harley-Davidson Road King under the headlight mounting kit for use with 1 ION T-Series lighthead, purchased separately.

IONVHDHM 2009-2018 Harley-Davidson Road King under the headlight mounting kit for use with 1 surface mount ION "V" Series™ lighthead, purchased separately.

TCRBHD1 2014-2018 Harley Davidson Road King/Electra-Glide under the saddle bag mounting kit, for a 1 lamp Tracer™, purchased separately.

P32HD1 Harley Davidson Road King and Electra Glide anti-rotation ring kit, converts PAR-32 to PAR-36 for H-D pursuit lamp housing, lighthead purchased separately.

Options for Howler™ Siren

HWLRB25 Howler mounting bracket for 2017-2018 Chevy Tahoe, front & rear two speaker system. Must be used with both SAK63D and SAK63P speaker brackets, purchased separately.

HWLRB26 Howler mounting bracket for 2017-2018 Chevy 2500/3500 Silverado.

CenCom Carbide™ and CenCom Sapphire™, Remote Siren & Control Center Options

LCPHOTO Logic level photocell for use with SLFLASH, CenCom Sapphire, CenCom Carbide and CanTrol® (replaces DOTPHOTO).

Optional CenCom Carbide Control Heads

CANCTL5 Includes a hand-held combination microphone and controller, five position progressive light/siren control, nine push-buttons and microphone extension cable.



Towman's™ Justice® Competitor™ Series



JF01AAAA 62.375" long, 2 "U" mounting brackets with plug and play harness, Amber and 6 CON3™ Amber lighthead.

JF02AAAA 62.375" Long, 2 "U" mounting brackets with plug and play harness, Amber and 6 CON3 Amber lighthead, includes identification light.

24 VDC Lighthead

M6V2*4 M6 Super-LED V-Series, combination 180° warning and perimeter light, with Scan-Lock™ flash patterns with color outer lens over the warning light, optional mounting flanges purchased separately.

M9V2*4C M9 Super-LED V-Series, combination 180° warning and scene light, with Scan-Lock™ flash patterns with color outer lens over the warning light, includes Chrome-plated flange.

M9V2*4B M9 Super-LED V-Series, combination 180° warning and scene light, with Scan-Lock™ flash patterns with color outer lens over the warning light, includes Black flange.

TABLE OF CONTENTS

Whelen Engineering maintains all of the tools and designs for every product manufactured over the last 50 plus years. Items not listed in this price list may be available as a special order. Contact the factory for price and availability.

“Made-To-Order Products” are defined as either models listed in this price sheet with a "MTO" symbol in front of the model field of each “made-to-order” model; or any model not listed in this price sheet. All such "MTO" noted models or those not listed in this price sheet are NCNR (special order, non-cancelable, non-returnable). Please allow sufficient time for production, as these models may require multiple machines for the processing of these special parts.


Dash/ Deck/ Visor	1
Dash/ Deck/ Visor, Directional	1
Beacons	2
LED, Halogen, Rotating Beacons - Rota-Beam™ Series	2
LED Beacons, Self-Contained	3
Flashers & Lighthead	4
Flashers, Halogen & LED	4
Lighthead, Super-LED®, LED, Halogen & Combination	5
Systems - DOT & Motorcycle	21
DOT Wing Plow Super-LED® Lighthead	21
DOT3® Super-LED®	21
Motorcycle Warning Products	21
Motorcycle Systems	22
Sirens, Switches & Speakers	22
Switches And Control Boxes	23
Siren Amplifiers, Amplifiers & Airhorns	23
Siren Amplifier & Speaker Combination	25
Siren Speakers, SA315 & SA314 Projector™ Series	25
Siren Speakers, Other	26
Safety Site, Emitters & Back-Up Alarms	26
Back-Up Alarms, Electronic	26
Safety Site™ & Emitters	26
Traffic Advisors	26
Traffic Advisor™ Series & Accessories	26
Tracer™	28
Tracer™ Series	28
Lightbars, Mini	29
Century™ Series Mini Lightbars	29
Mini Legacy™, Super-LED® Series Lightbars	29
Mini Liberty™ II SOLO™, Super-LED® Series Lightbars	29
Responder® LP Series Mini Lightbars	30
Responder® HD Series Mini Lightbars	30
Mini Edge® Freedom® IV DYAD™ Series Lightbars	30
Mini Freedom® IV Rota-Beam™ Series Lightbars	31
Mini Justice® Series	31
Lightbars	31
Inner Edge® FST™ and RST™ Series	31
Outer Edge® Series Lightbars	33
Freedom® IV DYAD™ Series Lightbars	35
Freedom® IV Rota-Beam™ Super-LED® Series Lightbars	36
Legacy® Super-LED® Series Lightbars	36
Legacy® TRIO™ Series Super-LED® Lightbars	37
Legacy SOLO™ Super-LED® Series Lightbars	37
Liberty™ II Super-LED® Series Lightbars	38
Liberty™ II TRIO™ Series Super-LED® Lightbars	40
Justice® Super-LED® WeCan® Series Lightbars	40
Justice® Super-LED® Competitor™ Series Lightbars	41
Century™ Elite Series LED Lightbars	42
Towman's™ Super-LED® Series Lightbars	42
NFPA Lightbars	42
4500 Series Surface Mount Lightbars	43
Options, Mounting Kits	43
Replacement Parts, Mounting Kits & Strap Kits	44
Options, Low Profile Mounting Kits	44
Replacement Parts, Low Profile Mounting Kits & Strap Kits	45
24 VDC, Green Products & Parts	45
24 VDC Products	45
Green Products	46
Replacement Parts, Lens Kits	47
Replacement Parts, Bulbs For Whelen Lights	48

Dash/ Deck/ Visor
Beacons
Flashers & Lighthead
Systems - DOT & Motorcycle
Sirens, Switches & Speakers
Safety Site, Emitters & Back-Up Alarms
Traffic Advisors
Tracer™
Lightbars, Mini
Lightbars
24 VDC, Green Products & Parts

AUTOMOTIVE LIST PRICE

No. PL18.0WL

EFFECTIVE: December 20, 2017 VOID: June 28, 2018

↓  - NCNR (special order, non-cancelable, non-returnable, check availability). See "Made-To-Order" Statement on Table of Contents Page of this Price List.

MODEL	DESCRIPTION	LIST
-------	-------------	------

Dash/ Deck/ Visor, Directional

Avenger® II SOLO™ Combination Linear/TIR Super-LED® Series, Includes Swivel/Bail Bracket with Suction Cups, Hood, Cigar Plug with On/Off Switch and Scan-Lock™ Flash Pattern Switch. (For Green, Contact Factory for Price, Availability and Minimum Order Requirements).

AVC11*	Single, Red, Blue, Amber or White	204.00
AVC21**	Dual, Red, Blue, Amber and/or White	356.00

Avenger® II SOLO™ Combination Linear/TIR Super-LED® Series with 2-Wire Pigtail, Includes Scan-Lock Flash Patterns, Swivel/Bail Bracket with Suction Cups, and Hood. (For Green, Contact Factory for Price, Availability and Minimum Order Requirements).

AVW11*	Single, Red, Blue, Amber or White	204.00
AVW21**	Dual, Red, Blue, Amber and/or White	356.00

Avenger® II DUO™ Combination Linear/TIR Super-LED® Series, Includes Swivel/Bail Bracket with Suction Cups, Hood, and Cigar Plug with On/Off Switches. (Mode Button for Color Choice and Scan-Lock™ Flash Pattern Button are Located on the Avenger® II).

AVC12#	Single, Red/Blue, Amber/White, Blue/White, Red/White or Blue/Amber Only	228.00
AVC22DD	Dual, Each Lighthouse Red/White	387.00
AVC22DE	Dual, One Lighthouse Red/White and One Blue/White	387.00
AVC22EE	Dual, Each Lighthouse Blue/White	387.00
AVC22FF	Dual, Each Lighthouse Amber/White	387.00
AVC22JJ	Dual, Each Lighthouse Red/Blue	387.00
AVC22MM	Dual, Each Lighthouse Blue/Amber	387.00

Avenger® II DUO™ Combination Linear/TIR Super-LED® Series with 3-Wire Pigtail, Includes Swivel/Bail Bracket with Suction Cups, and Hood. (Mode Button for Color Choice and Scan-Lock™ Flash Pattern Button are Located on the Avenger® II).

AVW12#	Single, Red/Blue, Amber/White, Blue/White, Red/White or Blue/Amber Only	228.00
AVW22DD	Dual, Each Lighthouse Red/White	387.00
AVW22DE	Dual, One Lighthouse Red/White and One Blue/White	387.00
AVW22EE	Dual, Each Lighthouse Blue/White	387.00
AVW22FF	Dual, Each Lighthouse Amber/White	387.00
AVW22JJ	Dual, Each Lighthouse Red/Blue	387.00
AVW22MM	Dual, Each Lighthouse Blue/Amber	387.00

Avenger® II TRIO™ Combination Linear/TIR Super-LED® Series, Includes Swivel/Bail Bracket with Suction Cups, Hood, and Cigar Plug with On/Off Switches. (Mode Button for Color Choice and Scan-Lock™ Flash Pattern Button are Located on the Avenger® II).

AVC13RBC	Single, Red/Blue/White, with White Steady Override	244.00
AVC13RBA	Single, Red/Blue/Amber, with Amber Steady Override	244.00
AVC13RAC	Single, Red/Amber/White, with White Steady Override	244.00
AVC13BAC	Single, Blue/Amber/White, with White Steady Override	244.00
AVC23RBC	Dual, Each Lighthouse Red/Blue/White, with White Steady Override	469.00
AVC23RBA	Dual, Each Lighthouse Red/Blue/Amber, with Amber Steady Override	469.00
AVC23RAC	Dual, Each Lighthouse Red/Amber/White, with White Steady Override	469.00
AVC23BAC	Dual, Each Lighthouse Blue/Amber/White, with White Steady Override	469.00

Avenger® II TRIO™ Combination Linear/TIR Super-LED® Series with 4-Wire Pigtail, Includes Swivel/Bail Bracket with Suction Cups, and Hood. (Mode Button for Color Choice and Scan-Lock™ Flash Pattern Button are Located on the Avenger® II).

AVW13RBC	Single, Red/Blue/White, with White Steady Override	244.00
AVW13RBA	Single, Red/Blue/Amber, with Amber Steady Override	244.00
AVW13RAC	Single, Red/Amber/White, with White Steady Override	244.00
AVW13BAC	Single, Blue/Amber/White, with White Steady Override	244.00
AVW23RBC	Dual, Each Lighthouse Red/Blue/White, with White Steady Override	469.00
AVW23RBA	Dual, Each Lighthouse Red/Blue/Amber, with Amber Steady Override	469.00
AVW23RAC	Dual, Each Lighthouse Red/Amber/White, with White Steady Override	469.00
AVW23BAC	Dual, Each Lighthouse Blue/Amber/White, with White Steady Override	469.00

Options for Avenger® II Series

AVBKT1	Low Profile Mounting (Headliner) Bracket for Single Avenger® II Series Only	14.50
AVBKT2	Low Profile Mounting (Headliner) Bracket for Dual Avenger® II Series Only	16.00
AVBKT3S	Visor Mounting Bracket for Single Avenger® II Series Only	14.50
AVBKT3D	Visor Mounting Bracket for Dual Avenger® II Series Only	29.00
AVBKT4	Adjustable Height Bracket Kit for All Avenger® II's	47.00
AVBKT5S	Headliner Mounting Bracket, Adjustable, for Single Avenger® II Series Only	25.50
AVBKT5D	Headliner Mounting Bracket, Adjustable, for Dual Avenger® II Series Only	25.50

Dominator™ Plus LINZ6™ Super-LED® Series, Includes Slide Bolt Mounting. For Interior or Exterior Use. 1.74" High x 2.17" Deep Housing. Six Super-LED®s per Lamp. Replace symbol "S" with number of color LED lighthoods required (maximum 8 modules). Order of colors are Red, Blue, Amber and White (i.e., DP822220 = 2 Red, 2 Blue, 2 Amber & 2 White, DP806020 = 0 Red, 6 Blue, 0 Amber & 2 White).

DP2**	2 LINZ6™, 7.11", Amber, Blue, Red and/or White	332.00
DP4****	4 LINZ6™, 14.21", Amber, Blue, Red and/or White	651.00
DP6\$\$\$\$0	6 LINZ6™, 23.26", Amber, Blue, Red and/or White	935.00
DP8\$\$\$\$0	8 LINZ6™, 30.36", Amber, Blue, Red and/or White	1210.00



Dominator™ Plus Traffic Advisor™, LINZ6™ Super-LED® Low Profile, Control Head Optional. 1.74" High x 2.17" Deep Housing, Six Super-LEDs per Lamp.

	TADP6	Six Lamp LINZ6™ Super-LED® Traffic Advisor™, 23.26" Long, Less Control Head	958.00
	TADP8	Eight Lamp LINZ6™ Super-LED® Traffic Advisor™, 30.36" Long, Less Control Head	1249.00
††	TADP8**	Eight Lamp, Six Lamp LINZ6™ Super-LED® Traffic Advisor™, 30.36" Long, with Two End Flashing LEDs, Blue, Red and/or Amber, Less Control Head	1265.00



Dominator™ TIR3™ Super-LED® Series, Includes Slide Bolt Mounting. For Interior or Exterior Use. 1.74" High x 2.17" Deep Housing, Three Super-LED®s per lamp. Replace symbol "\$" with number of color LED lightheads required (maximum 8 modules). Order of colors are Red, Blue, Amber and White (i.e., D822220 = 2 Red, 2 Blue, 2 Amber & 2 White, D806020 = 0 Red, 6 Blue, 0 Amber & 2 White).

	D2**	2 TIR3™, 7.11", Amber, Blue, Red and/or White	233.00
	D4****	4 TIR3™, 14.21", Amber, Blue, Red and/or White	359.00
	D6*****	6 TIR3™, 23.26", Amber, Blue, Red and/or White	529.00
	D8\$\$\$\$\$0	8 TIR3™, 30.36", Amber, Blue, Red and/or White	675.00



Dominator™ Traffic Advisor™, TIR3™ Super-LED® Low Profile, Control Head Optional, 1.74" High x 2.17" Deep Housing, Three Super-LED®s per lamp.

	TAD6	Six Lamp TIR3™ Super-LED® Traffic Advisor™, 23.26" Long, Less Control Head	558.00
	TAD8	Eight Lamp TIR3™ Super-LED® Traffic Advisor™, 30.36" Long, Less Control Head	697.00
††	TAD8**	Eight Lamp, Six Lamp TIR3™ Super-LED® Traffic Advisor™, 30.36" Long, with Two End Flashing LEDs, Blue, Red and/or Amber, Less Control Head	708.00



Options for Dominator™ Series

	DBKT3	Swivel Mount Bracket Kit for D2, DP2, D4 & DP4 Series Only, Customer Installed	32.50
	DBKT4	"L" Angle Mounting Bracket Kit, Customer Installed	24.00
	DBKT5	Upper Rear Window Mounting Bracket Kit for 2008-2016 Chevy Tahoe and 2013-2018 Police Interceptor Utility	24.00
	TADCTL1	TAD/TADP Series Control Head Only	136.00
	TADSW1	On/Off Non-Lighted, SPDT 20 Amp Switch, for TADCTL1	16.50
	TADSW2	On/Off/On Non-Lighted, SPDT 20 Amp Switch, for TADCTL1	16.50

FlatLighter™ LED Series, Dual 400 Series High Intensity 5mm LEDs with Multiple Scan-Lock™ Flash Patterns. Color LEDs with Clear Outer Lens for Stealth Look (For Green, Contact Factory for Price, Availability and Minimum Order Requirements).

	FLLED**	Red and/or Amber	262.00
	FLLED**	1 Red or Amber and 1 White or Blue	335.00
	FLLED**	Blue and/or White	380.00
	43LENS*	400 Series Color Lens for FLLED Series, Customer Installed, Each	14.50



Slim-Miser™ LED Series, Dual 5mm LED Panels, Side-by-Side with Scan-Lock™ Flash Patterns, Includes a Cigar Plug with On/Off Switch and California Flash Patterns.

	SMLLAA	Amber/Amber	159.00
	SMLLRR	Red/Red	159.00
	SMLLBR	Red/Blue	159.00
	SMLLBB	Blue/Blue	159.00
	SMLLBC	Blue/White	159.00
	SMLLCR	Red/White	159.00



SlimLighter™ Super-LED® Series, Six Super-LED®s (per panel), Includes a Cigar Plug with an On/Off Switch and Scan-Lock™ Flash Patterns, Switch & Swivel Brackets with Suction Cups.

	SLPMM**	Amber, Blue, Red and/or White	403.00
	SLPBKT1	Bail Mounting Bracket for Rear Deck or Headliner Mounting	22.50



SpitFire™ ION™ Super-LED® Series, Includes Integral Hood, Two Suction Cups, Cigar Plug with On/Off and a Scan-Lock™ Flash Pattern Switch.

	SFION*	Red, Blue, Amber or White	184.00
	SFIOND	Split Red/White	184.00
	SFIONJ	Split Red/Blue	184.00
††	SFIONE	Split Blue/White	184.00



LED, Halogen, Rotating Beacons - Rota-Beam™ Series

RB6 Series, Amber, Blue or Red Only (For Green or Clear, Contact Factory for Price, Availability and Minimum Order Requirements). Consider LED Beacons.

	RB6T*P	Dual Reflector, 60 Watt Halogen, Permanent Mount	191.00
	WMM6K	Optional Magnetic Mount Kit	54.00

B6LED Series, Amber, Blue or Red Only (For Green or Clear, Contact Factory for Price, Availability and Minimum Order Requirements).

	B6MM**P	Super-LED® Beacon with Polished Base, Upper Section & Directional Linear Super-LED® Lighthead in Lower Section, Red, Blue and/or Amber	1120.00
--	---------	--	---------

B6T Series, Amber, Blue or Red Only (For Green or Clear, Contact Factory for Price, Availability and Minimum Order Requirements).

	B6TM**1P	RB6T Rotating Beacon with Polished Base, Upper Section & Directional Linear-LED® in Lower Section, Red, Blue and/or Amber	654.00
--	----------	---	--------

B63 Series, R316 Super-LED® Beacon with Polished Base, Upper Section & Choice of M7 or 700 Series Directional Super-LED® in Lower Section

	B63M7**	M7 in Lower Section, Red, Blue or Amber, Color Outer Lens	1428.00
	B6370**	700 in Lower Section, Red, Blue or Amber, Color Outer Lens	1397.00



All models are 12 Volt D.C. only unless otherwise noted above. For other voltages contact factory.

* Replace symbol in model number with letter indicating lens color or LED color desired: A = Amber; B = Blue; C = Clear/White; R = Red; G = Green

Replace symbol in model number with letter indicating SPLIT lens or LED color desired: D = Red/Clear or White; E = Blue/Clear or White; F = Amber/Clear or White; H =

White, J = Red/Blue; K = Red/Amber; L = Red/Green; M = Blue/Amber † (to be discontinued, check availability) †† NCNR (special order, check availability, non-cancelable,

non-returnable) ! Indicate length desired: 5 foot, 6 foot, 7 foot or 8 foot \$ Indicates Lower Price

AUTOMOTIVE LIST PRICE

No. PL18.0WL

EFFECTIVE: December 20, 2017 VOID: June 28, 2018

↓ †† - NCNR (special order, non-cancelable, non-returnable, check availability). See "Made-To-Order" Statement on Table of Contents Page of this Price List.

MODEL	DESCRIPTION	LIST
LED Beacons, Self-Contained		

L31 Series Super-LED® Beacon, Class 1 High Dome - Cast Aluminum Base, Includes Scan-Lock™, Hi/Low Power, Cruise and Synchronize Features.

	L31H*F	Amber, Blue, Red or White (Single Color Only) Flat Mount	599.00
	L31HAFCA	Amber, Flat Mount, CA Title 13 Compliant	599.00
††	L31H*F4	Amber, Blue or Red (Single Color Only) Flat Mount, 24 VDC	599.00
	L31H*M	Amber, Blue, Red or White (Single Color Only) Magnetic Mount	631.00
	L31HAMCA	Amber, Magnetic Mount, CA Title 13 Compliant	631.00
	L31H*V	Amber, Blue, Red or White (Single Color Only) Magnetic/Suction Cup Mount	638.00
	L31HAVCA	Amber, Vacuum/Magnetic Mount, CA Title 13 Compliant	638.00
	L31HRFN	Red, Meets NFPA Zone C Upper Requirements, Each	599.00
	MIRROR20	Mirror Mount Bracket for L31 / L32 / L21 / L22 / L50 / L10 Series Beacons	53.00
	BBKT30	Shelf Mount Bracket for L31/L32 Series, Stainless Steel, Mounts to Flat Vertical Surface	53.00
	L360PMKT	Pipe Mount Kit for L31/32 Flat Mount	39.00
	L360BGB	Branch Guard Kit for L31H Series	179.00



L32 Series Super-LED® Beacon, Class 1 in Amber and Class 2 in Red & Blue, Low Dome - Cast Aluminum Base, Includes Scan-Lock™, Hi/Low Power, Cruise and Synchronize Features.

	L32L*F	Amber, Blue, Red or White (Single Color Only) Flat Mount	375.00
††	L32L*F4	Amber, Blue or Red (Single Color Only) Flat Mount, 24 VDC	375.00
	L32L*M	Amber, Blue, Red or White (Single Color Only) Magnetic Mount	405.00
	L32L*V	Amber, Blue, Red or White (Single Color Only) Magnetic/Suction Cup Mount	412.00
	MIRROR20	Mirror Mount Bracket for L31 / L32 / L21 / L22 / L50 / L10 Series Beacons	53.00
	BBKT30	Shelf Mount Bracket for L31/L32 Series, Stainless Steel, Mounts to Flat Vertical Surface	53.00
	L360PMKT	Pipe Mount Kit for L31/32 Flat Mount	39.00



L21 Series Super-LED® Encapsulated Beacon, Class 1, Polycarbonate Base, Perm Mount Models with Scan-Lock™ Flash Patterns.

	L21H*P	Amber or White, Perm/Pipe/"J" Hook Mount, High Dome	343.00
	L21H*M	Amber or White, Magnetic Mount, High Dome	365.00
	L21H*V	Amber or White, Magnetic/Suction Cup Mount, High Dome	376.00
††	L21H*P4	Amber or White, Perm/Pipe/"J" Hook Mount, High Dome, 24 VDC	343.00
	L21L*P	Amber or White, Perm/Pipe/"J" Hook Mount, Low Dome	343.00
	L21L*M	Amber or White, Magnetic Mount, Low Dome	365.00
	L21L*V	Amber or White, Magnetic/Suction Cup Mount, Low Dome	376.00
††	L21L*P4	Amber or White, Perm/Pipe/"J" Hook Mount, Low Dome, 24 VDC	343.00
	MIRROR20	Mirror Mount Bracket for L31 / L32 / L21 / L22 / L10 Series Beacons	53.00
	BBKT20	Shelf Mount Bracket for L21 / L22 / L10 Series Beacons, Stainless Steel, Mounts to Flat Vertical Surface	53.00
	BGL	Branch Guard for Low Dome for L21 / L22 / L10 Series Beacons	39.00
	BGH	Branch Guard, High Dome for L21 / L22 / L10 Series Beacons	41.00
	MMK	90 Lb. Pull Magnetic Mount Kit, with 8' Straight Cord & Plug for L21 / L22 / L10 Series Beacons	31.50
	LSK	Single Lighted Switch (15 Amp Rated), Mounted on Bracket, Wired and Fused	42.00
	DH2000*	Replacement High Dome for L21 / L22 / L10 Series Beacons	74.00
	DL2000*	Replacement Low Dome for L21 / L22 / L10 Series Beacons	74.00



L22 Series Super-LED®, Single Color Encapsulated Beacon, Class 2 Amber - Polycarbonate Base, Includes Scan-Lock™ Flash Patterns.

	L22H*P	Amber, Blue, Red or White, Perm/Pipe Mount, High Dome	198.00
	L22H*M	Amber, Blue, Red or White, Magnetic Mount, High Dome	223.00
	L22H*V	Amber, Blue, Red or White, Magnetic/Suction Cup Mount, High Dome	234.00
††	L22H*P4	Amber, Blue, Red or White, Perm/Pipe Mount, 24 VDC, High Dome	198.00
	L22L*P	Amber, Blue, Red or White, Perm/Pipe Mount, Low Dome	198.00
	L22L*M	Amber, Blue, Red or White (Single Color), Magnetic Mount, Low Dome	223.00
	L22L*V	Amber, Blue, Red or White, Magnetic/Suction Cup Mount, Low Dome	234.00
††	L22L*P4	Amber, Blue, Red or White, Perm/Pipe Mount, 24 VDC, Low Dome	198.00
	MIRROR20	Mirror Mount Bracket for L31 / L32 / L21 / L22 / L50 / L10 Series Beacons	53.00
	BBKT20	Shelf Mount Bracket for L21 / L22 / L10 Series Beacons, Stainless Steel, Mounts to Flat Vertical Surface	53.00
	BGL	Branch Guard for Low Dome for L21 / L22 / L10 Series Beacons	39.00
	BGH	Branch Guard, High Dome for L21 / L22 / L10 Series Beacons	41.00
	MMK	90 Lb. Pull Magnetic Mount Kit, with 8' Straight Cord & Plug for L21 / L22 / L10 Series Beacons	31.50
	LSK	Single Lighted Switch (15 Amp Rated), Mounted on Bracket, Wired and Fused	42.00
	DH2000*	Replacement High Dome for L21 / L22 / L10 Series Beacons	74.00
	DL2000*	Replacement Low Dome for L21 / L22 / L10 Series Beacons	74.00



L10 Series Super-LED® Beacon, Class 1 Amber, with Scan-Lock™ Flash Patterns

	L10HAP	Amber, High Dome, Perm/Pipe Hook Mount, 12 VDC	164.00
	L10HCP	Clear, High Dome, Perm/Pipe Mount, 12 VDC	164.00
††	L10HAP4	Amber, High Dome, Perm/Pipe Hook Mount, 24 VDC	164.00

Beacons

L10HAM	Amber, High Dome, Magnetic Mount, 12 VDC	182.00
L10HAV	Amber, High Dome, Magnetic/Suction Mount, 12 VDC	182.00
L10LAP	Amber, Low Dome, Perm/Pipe Hook Mount, 12 VDC	164.00
L10LCP	Clear, Low Dome, Perm/Pipe Mount, 12 VDC	164.00
†† L10LAP4	Amber, Low Dome, Perm/Pipe Hook Mount, 24 VDC	164.00
L10LAM	Amber, Low Dome, Magnetic Mount, 12 VDC	182.00
L10LAV	Amber, Low Dome, Magnetic/Suction Mount, 12 VDC	182.00
L10H#P	Amber/White or Amber/Blue Dual Color with Individual Control, Scan-Lock™ Flash Pattern and Synchronize Feature. Perm/Pipe Hook Mount, 12 VDC, High Dome	225.00
L10L#P	Amber/White or Amber/Blue Dual Color with Individual Control, Scan-Lock™ Flash Pattern and Synchronize Feature. Perm/Pipe Hook Mount, 12 VDC, Low Dome	225.00
MIRROR20	Mirror Mount Bracket for L31 / L32 / L21 / L22 / L50 / L10 Series Beacons	53.00
BBKT20	Shelf Mount Bracket for L21 / L22 / L10 Series Beacons, Stainless Steel, Mounts to Flat Vertical Surface	53.00
BGL	Branch Guard for Low Dome for L21 / L22 / L10 Series Beacons	39.00
BGH	Branch Guard, High Dome for L21 / L22 / L10 Series Beacons	41.00
MMK	90 Lb. Pull Magnetic Mount Kit, with 8' Straight Cord & Plug for L21 / L22 / L10 Series Beacons	31.50
LSK	Single Lighted Switch (15 Amp Rated), Mounted on Bracket, Wired and Fused	42.00
DH2000*	Replacement High Dome for L21 / L22 / L10 Series Beacons	74.00
DL2000*	Replacement Low Dome for L21 / L22 / L10 Series Beacons	74.00

L51 & L53 Series Super - LED® Beacons

L51*P	Class 1, Amber or White, Perm/Pipe Mount	342.00
L51*M	Class 1, Amber or White, Magnetic Mount	359.00
L53AP	Class 3, Amber, Flat Mount, Single LED Beacon, Scan-Lock™ Flash Patterns including Steady-Burn and Cruise Mode	68.00
L53AM	Class 3, Amber, Magnetic Mount, Single LED Beacon, Scan-Lock™ Flash Patterns including Steady-Burn and Cruise Mode	84.00
MIRROR15	Mirror Mount Bracket for L50 Series	55.00



L41 Series Super-LED® Beacon, 12/24 VDC, Class 1, Cast Aluminum Base, Includes Scan-Lock™, Permanent Mount Models with Hi/Low and Synchronization Feature, Red, Blue, Amber or White

L41*P	Perm/Pipe Mount	320.00
L41*M	Magnetic Mount	341.00
L41*V	Magnetic/Suction Mount	351.00
L40BG	Branch Guard for L41 Series Beacons	39.00

Rota-Beam™ Super-LED® R316 Series Beacon, Class 1 High Dome - Cast Aluminum Base, Includes Scan-Lock™, Hi/Low Power, Cruise and Synchronize Features.

R316*F	Amber, Blue, Red or White (Single Color Only) Flat Mount	828.00
R316*M	Amber, Blue, Red and/or White (Single Color Only) Magnetic Mount	859.00
R316*V	Amber, Blue, Red or White (Single Color Only) Magnetic/Suction Mount	866.00
R316**F	Amber, Blue, Red and/or White (Two Color, Split Front/Rear) Flat Mount, Clear Dome	828.00
R316**M	Amber, Blue, Red and/or White (Two Color, Split Front/Rear) Magnetic Mount, Clear Dome	859.00
R316**V	Amber, Blue, Red and/or White (Two Color, Split Front/Rear) Magnetic/Suction Mount, Clear Dome	866.00
RPHOTO	Photocell Option for Hi/Low Power	45.00



Rota-Beam™ Super-LED® R416 Series Beacon, Class 1 - Cast Aluminum Base, Includes Scan-Lock™, Hi/Low Power, Cruise and Synchronize Features.

R416*F	Amber, Blue, Red or White (Single Color Only) Flat Mount	828.00
R416*M	Amber, Blue, Red or White (Single Color Only) Magnetic Mount	859.00
R416*V	Amber, Blue, Red or White (Single Color Only) Magnetic/Suction Mount	866.00
R416**F	Amber, Blue, Red and/or White (Two Color, Split Front/Rear) Flat Mount, Clear Dome	828.00
R416**M	Amber, Blue, Red or White (Two Color, Split Front/Rear) Magnetic Mount, Clear Dome	859.00
R416**V	Amber, Blue, Red or White (Two Color, Split Front/Rear) Magnetic/Suction Mount, Clear Dome	866.00
RPHOTO	Photocell Option for Hi/Low Power	45.00



Flashers, Halogen & LED

Universal® Halogen & LED Flashers

UFM8	Eight Outlet Halogen/LED Flasher, 60 Watts per Outlet, 2x2x2 Switching, 17 Selectable Flash Patterns	191.00
ULF44	Four Outlet, Four Outlet LED Flasher, 60 Watts per Outlet, More than 60 Scan-Lock™ Flash Patterns, Allowing for Alternating, Simultaneous and Synchronized Flashing Lighthead	91.00
SLFLASH	NEW SmartLogic™ Programmable Flasher	249.00
LCPHOTO	NEW Logic Level Photocell for use with SLFLASH, CenCom Sapphire™, CenCom Carbide™ and CanTroI® (Replaces DOTPHOTO)	101.00
AFL530	Certified LED Ambulance Flasher, 5 Outlet, 30 Watts	137.00
AFM560	Certified Ambulance Flasher, 5 Outlet, 60 Watts	245.00
AFM1660	Certified Ambulance Flasher, 16 Outlet, 60 Watts	245.00



Headlight/Grille, Taillight Flashers & Police Equipment Interface Modules

SSFPOS	100% Solid-State, Headlight/Grille Light Flasher, 2 Outlet, 160 Watts Per Outlet, 7 Flash Patterns, For Positive Switching Headlights	80.00
--------	---	-------

All models are 12 Volt D.C. only unless otherwise noted above. For other voltages contact factory.

* Replace symbol in model number with letter indicating lens color or LED color desired: A = Amber; B = Blue; C = Clear/White; R = Red; G = Green

Replace symbol in model number with letter indicating SPLIT lens or LED color desired: D = Red/Clear or White; E = Blue/Clear or White; F = Amber/Clear or White; H = Green/Clear or White, J = Red/Blue; K = Red/Amber; L = Red/Green; M = Blue/Amber † (to be discontinued, check availability) †† NCNR (special order, check availability, non-cancelable, non-returnable) ! Indicate length desired: 5 foot, 6 foot, 7 foot or 8 foot \$ Indicates Lower Price

AUTOMOTIVE LIST PRICE

No. PL18.0WL

EFFECTIVE: December 20, 2017 VOID: June 28, 2018

↓ †† - NCNR (special order, non-cancelable, non-returnable, check availability). See "Made-To-Order" Statement on Table of Contents Page of this Price List.

MODEL DESCRIPTION LIST

SSFPOS16	100% Solid-State, Headlight and Taillight Flasher, 2 Outlet, 160 Watts Per Outlet, 7 Flash Patterns, For 2007-2018 Chevy Tahoe Police Package Vehicles, Includes Mating Plug, For Positive Switching Headlights	107.00
SSFFP16	Headlight Flasher with 8 Flash Patterns, Plug and Play for 2016-2018 Ford Interceptor Utility (Requires Ford Option 60A, pre-wire option).	129.00
UHF2150A	Headlight/Grille Light Flasher with 4 Flash Patterns for Positive or Negative Headlight Switching	71.00
PEIMF113	For 2013-2018 Ford Police Interceptor Sedan or Utility. This module switches the four negative inputs found on the steering wheel switches to positive inputs and has a speed sensor	135.00
Options for LED Lighthoods		
LEDLOAD	In-line "Load" Resistor Kit to Interface with OEM Turn Signal Circuit	68.00
PROGRAM1	Scan-Lock™ Flash Pattern Programmer	121.00

Lighthoods, Super-LED®, LED, Halogen & Combination

Note: In the Model Number the 3rd and 4th Digit are for the LED or Super-LED® Color. The 7th Digit is for the Lens Color.

0.5" Square Lens Series, Marker/Clearance, Illumination and Flashing LED, Chrome Housing, Size is 1" Wide x 1-1/2" Long.

0S*00MCR	Amber or Red Marker/Clearance Light with Clear Lens	29.00
0S*00FCR	Amber or Red with Single Flash and Clear Lens	29.00
0S*00FCR	Blue or White with Single Flash and Clear Lens	40.00
0S*00SCR	Amber or Red Steady-Burn and Clear Lens	29.00
0SB00SCR	Blue Steady-Burn and Clear Lens	40.00
0SC0EDCR	White Illumination Light with Clear Lens	40.00
0AC0EDCR	White Illumination Light with Clear Lens and 45° Angled Chrome-Plated Bezel	42.00



2" Round 5mm LED Lighthoods, Includes 2.5" Adapter for Customer Supplied 2.5" Grommet, 3" and 3.5" Flange Mount. Other Optional Mounting Kit Purchased Separately (See Optional Mounting Section).

T0*00M*R	Clearance Light, Amber or Red	36.00
TOCACCCR	Compartment Light, Intensity Level 3	51.00

Optional Mounting for 2" Round Series

TFLANGEB	Flange Kit, Surface Mount, Black	8.70
TFLANGEC	Flange Kit, Surface Mount, Chrome	16.50
TGROM2	2" Grommet	7.15

3" Round Super-LED® Lighthoods, Steady-Burn or Flashing.

3SC0CDCR	Compartment Light, White	75.00
3S*00F*R	Flashing, Single Pattern, Red, Blue or Amber	75.00
3SBCCDCR	Compartment Light, Combination Blue/White, with Independent Control of Blue and White Light	82.00
3SRCCDCR	Compartment Light, Combination Red/White, with Independent Control of Red and White Light	82.00
3SR0CDRR	Red, Steady-Burn, Nighttime Illumination Lighting	75.00
3FLANGEC	Flange Kit, Surface Mount, Chrome	12.50
3GROMMET	Grommet Mounting Kit	7.15



3.5" Round Super-LED® Lighthoods with Clear Extended Lens, Scan-Lock™ Flash Patterns and Steady Burn, Requires Mounting Purchased Separately.

PAR28*	Red, Blue, Amber or White Warning, with Synchronize Feature	186.00
PAR28J	Split Red/Blue Warning, with Synchronize Feature	196.00
†† PAR28D	Split Red/White Warning, with Synchronize Feature	196.00
†† PAR28E	Split Blue/White Warning, with Synchronize Feature	196.00
†† PAR28D*	Combination Interleaved White Super-LED® Driving Light with Red or Blue Warning Light, Clear Outer Lens	241.00
PAR28DJ	Combination Interleaved White Super-LED® Driving Light with Blue over Red Warning Light, Clear Outer Lens	251.00



4" Round Super-LED® Lighthoods, Scan-Lock™ Flash Patterns (with Phase 1 and Phase 2) and Steady-Burn, Includes Adapter for PAR36 Applications. Requires Optional Mounting Kit Purchased Separately (Except FE/FD Series).

FEDC06*R	2011-2018 Dodge Durango with Fog Light Package, Fog Light Mount with Extended Lens, Synchronizable, Amber, Blue, Red or White. Not for Use with Projector Fog Lights	194.00
FEDC06JR	2011-2018 Dodge Durango with Fog Light Package, Fog Light Mount with Extended Lens, Synchronizable, Split Red/Blue. Not for Use with Projector Fog Lights	204.00
†† FEDC06DR	2011-2018 Dodge Durango with Fog Light Package, Fog Light Mount with Extended Lens, Synchronizable, Split Red/White. Not for Use with Projector Fog Lights	204.00
†† FEDC06ER	2011-2018 Dodge Durango with Fog Light Package, Fog Light Mount with Extended Lens, Synchronizable, Split Blue/White. Not for Use with Projector Fog Lights	204.00
†† FDFP11*R	† 2011-2014 Ford Expedition, 2015-2017 Ford Expedition SSV with Round Fog Lights, Combination Interleaved White Super-LED® Driving Light and Color Warning Light, with Clear Extended Lens, Red or Blue	249.00
†† FDFP11JR	† 2011-2014 Ford Expedition, 2015-2017 Ford Expedition SSV with Round Fog Lights, Combination Interleaved White Super-LED® Driving Light and Blue over Red Warning Light, with Clear Extended Lens	260.00
†† FEFP11*R	† 2011-2014 Ford Expedition Fog Light Mount with Clear Lens, 2015-2017 Ford Expedition SSV with Round Fog Lights, Synchronizable, Amber, Blue, Red or White	194.00
†† FEFP11JR	† 2011-2014 Ford Expedition Fog Light Mount with Clear Lens, 2015-2017 Ford Expedition SSV with Round Fog Lights, Synchronizable, Split Red/Blue	204.00



Flashers & Lighthoods

††	FEFP11DR	† 2011-2014 Ford Expedition Fog Light Mount with Clear Lens, 2015-2017 Ford Expedition SSV with Round Fog Lights, Synchronizable, Split Red/White	204.00
††	FEFP11ER	† 2011-2014 Ford Expedition Fog Light Mount with Clear Lens, 2015-2017 Ford Expedition SSV with Round Fog Lights, Synchronizable, Split Blue/White	204.00
	2F*00Z*R	Flat Lens, Synchronizable, Red, Blue, Amber or White	190.00
	2E*00Z*R	Extended Lens, Synchronizable, Red, Blue, Amber or White	190.00
	2EJ00ZCR	Extended Lens, Synchronizable, Split Red/Blue	200.00
	2ED00ZCR	Extended Lens, Synchronizable, Split Red/White	200.00
	2EE00ZCR	Extended Lens, Synchronizable, Split Blue/White	200.00

4" Round 5mm LED Lightheads (DIRECTIONAL) Requires Optional Mounting Kit Purchased Separately, See Optional Mounting Section.

	20R00XRR	5mm LED, Brake/Tail/Turn, Maximum Intensity	101.00
Optional Mounting for 4" Round Series, Except FEDC06*R and 4" Round Super-LED®, Unless Specified.			
	2FLANGEB	Black Surface Mount Trim Ring Kit (For LED Models Only)	8.70
	2FLANGEC	Chrome Surface Mount Trim Ring Kit (For LED Models Only)	23.00
	2GROMMET	Grommet Mounting Kit (For Super-LED® Models)	7.15

4" Round, 2G Series Super-LED® 5mm LED Grommet Mount Lightheads

	2G*00F*R	5mm LED Warning Light with 14 Flash Patterns and Steady-Burn, Red or Amber, Includes Grommet	109.00
	20C0CDCR	Compartment Light, Level 3 Intensity, Optional Mounting Kit Purchased Separately	138.00
	20C0CDCD	Compartment Light, Level 3 Intensity, with Deutsch® Connector, Optional Mounting Kit Purchased Separately	149.00
	2GFLANGC	Optional Surface Mount Chrome-Plated Flange Kit for 2G Series & Compartment Lights	18.50
	2GFLANGB	Optional Surface Mount Black Flange Kit for 2G Series & Compartment Lights	8.70
	2GROMMET	Grommet Mounting Kit for 2G Compartment Lights Only	7.15
	2GBKT1	Optional "L" Bracket, For Use with Grommet Mount Lighthead Only, Each	21.50

400 Series Linear Super-LED®

	4V3*	V-Series™, Combination 180° Warning, Take Down and Puddle Light with Scan-Lock™ Warning Flash Patterns, Red, Blue, Amber or White Warning	416.00
	40**5SCR	Amber, Blue, Red and/or White, Six Super-LED® over Six Super-LED® with Individual Controls of Upper and Lower Level. Requires Remote Flasher, Purchased Separately (Not to be used as a Steady-Burn light)	237.00
	40BUV	Super-LED® Back-up Light, Vertical Mount	203.00
	40BUH	Super-LED® Back-up Light, Horizontal Mount	203.00

400 Series Single Level Super-LED®, Includes Scan-Lock™ Flash Patterns (with Phase 1 and Phase 2) and Steady-Burn with Synchronize Feature.

	40*02Z*R	Amber, Blue, Red or White	137.00
--	----------	---------------------------	--------

400 Series 5mm LED Brake/Tail/Turn, Turn & Back Up, Color LEDs with Color Outer Lens. Requires Optional Mounting Kit Purchased Separately (See Optional Mounting Section).

	40BTT	LED, Brake/Tail/Turn with 2 Flash Patterns	132.00
	40A00AAR	LED, Turn Light Amber	132.00
	40C00VCR	LED, Interior/Back-up Light, Minimum Intensity	189.00

Options for 400 Series

	4EFLANGE	Chrome-Plated Flange Kit (Not for use with Linear-LED® Super-LED®, Surface Mount 5mm & Single Level Super-LED® Only)	16.50
	4FLANGEB	Black Flange Kit (not for use with Linear-LED® & Super-LED®), Surface Mount 5mm & Single Level Super-LED® Only	9.50
	4TSMAB	Black Super-LED® Surface Mount Adapter, Linear-LED® & Super-LED® Only	19.00
	4TSMAC	Chrome-Plated Super-LED® Surface Mount Adapter, Linear-LED® & Super-LED® Only	27.00
	4EGRILP	Grille-Master™ Chrome Housing with Swivel Bracket. Not for use with LED/Halogen Combination Models	75.00
	4EGRILB	Grille-Master™ Black Housing with Swivel Bracket. Not for use with LED/Halogen Combination Models	69.00
	4BKT1	NEW Universal "L" Mounting Bracket for 400 Series Lighthead, must be used with 4TSMAB or 4TSMAC Flange	20.50

500 Series Linear Super-LED® Lightheads, Color LEDs with Color Outer Lens, Split Color Modules with Clear Outer Lens, Scan-Lock® Flash Patterns, Plus Steady-Burn, and Synchronize Feature. Requires Optional Mounting Kit Purchased Separately (See Optional Mounting Section).

	5V3*	V-Series™, Combination 180° Warning, Take Down and Puddle Light Combination with Scan-Lock™ Warning Flash Patterns, Red, Blue, Amber or White Warning	312.00
	5V1*	Combination 180° and TIR Warning, Single Color with Scan-Lock™ Flash Patterns, Red, Blue, Amber or White with Clear Lens	306.00
	50*02Z*R	Amber, Blue, Red or White, For Horizontal Mounting	178.00
	50**2ZCR	Split Colors, Amber, Blue and/or Red, For Horizontal Mounting	184.00
††	50AC2ZCR	Split Amber/White, For Horizontal Mounting	184.00
††	50BC2ZCR	Split Blue/White, For Horizontal Mounting	184.00
	50CR2ZCR	Split Red/White, For Horizontal Mounting	184.00
††	50CC2ZCR	Split White/White, For Horizontal Mounting	184.00
	5V*02Z*R	Amber, Blue or Red, For Vertical Mounting	178.00
††	50AA2SA2	Cab Mount Lights with Chrome Flange, Vertical Mount (one per side)	218.00
	50A02SA1	Grommet Mount, Includes Grommet, Lights Used on Rear of Trucks (in an array of 7)	197.00

All models are 12 Volt D.C. only unless otherwise noted above. For other voltages contact factory.

* Replace symbol in model number with letter indicating lens color or LED color desired: **A** = Amber; **B** = Blue; **C** = Clear/White; **R** = Red; **G** = Green

Replace symbol in model number with letter indicating SPLIT lens or LED color desired: **D** = Red/Clear or White; **E** = Blue/Clear or White; **F** = Amber/Clear or White; **H** = Green/Clear or White; **J** = Red/Blue; **K** = Red/Amber; **L** = Red/Green; **M** = Blue/Amber † (to be discontinued, check availability) †† NCNR (special order, check availability, non-cancelable, non-returnable) ! Indicate length desired: 5 foot, 6 foot, 7 foot or 8 foot \$ Indicates Lower Price

Flashers & Lightheads



AUTOMOTIVE LIST PRICE

No. PL18.0WL

EFFECTIVE: December 20, 2017 VOID: June 28, 2018

↓ †† - NCNR (special order, non-cancelable, non-returnable, check availability). See "Made-To-Order" Statement on Table of Contents Page of this Price List.

MODEL DESCRIPTION LIST
500 Series TIR6™ Super-LED®, Color LEDs with Color Outer Lens, Split Color Modules with Clear Outer Lens, Six Super-LED®s (per panel). Scan-Lock™ Flash Patterns, including Steady and Synchronize Feature. Requires Optional Mounting Kit Purchased Separately (See Optional Mounting Section).

	50*03Z*R	Amber, Blue, Red or White	167.00
††	50**3ZCR	Split Colors Amber, Blue, Red or White	173.00
Options for 500 Series (For all 500 Series Lighthoods, Except 5G Surface Mount Models).			
	5FLANGEB	Black Trim Ring, Kit	9.20
	5FLANGEC	Chrome-Plated Trim Ring, Kit	16.50
	5FLANGEP	Polished Aluminum Flange	38.50
	5GROMMET	Grommet Mount Kit	10.00
	5GBKT1	Optional "L" Bracket for use with Grommet Mount Lighthouse Only, Each	20.50
	5TSMAB	Black Surface Mount Adapter, TIR6™ Super-LED® Only	8.70
	5TSMAC	Chrome-Plated Surface Mount Adapter, TIR6™ Super-LED® Only	16.50
	5LSMAB	Black Surface Mount Adapter for Linear Super-LED® Only	18.00
	5LSMAC	Chrome-Plated Surface Mount Adapter for Linear Super-LED® Only	29.00
	5BRUSH	Aluminum Brush Guard, Includes Surface Mount Adapter for TIR6™ Super-LED® Series, 5mm Requires Optional Flange Purchased Separately	28.50
	5BKT1	Mounting Bracket for 500 Series Super-LED®, Universal Mounting Bracket	14.50
	5GM2LRC	Chrome-Plated Grille Mount for 2015-2017 Freightliner M2 106, Pair	95.00
	5IM2LRC	Chrome-Plated Fender Mount for 2015-2017 Freightliner M2 106, Pair	99.00



5G Series Super-LED® and LED Grommet Mount Lighthoods

	5G*00F*R	5mm LED Warning Light, Amber or Red with 14 Flash Patterns	109.00
	5GC0CCCR	Compartment Light, White Super-LED® with Clear Lens	81.00
	5GC00WCR	5mm LED Back-up Light, White	117.00
	5GFLANGC	Optional Surface Mount Chrome-Plated Flange Kit for 5G Series	22.00
	5GFLANGB	Optional Surface Mount Black Flange Kit for 5G Series	8.70
	5GBKT1	Optional "L" Bracket, For Use with Grommet Mount Lighthouse Only, Each	22.00
	5GBOXB	Optional 5G Box, Black	59.00




600 Series Super-LED® Lighthoods, Surface Mount, Color LEDs with Color Outer Lens (Unless Specified). Requires Optional Mounting Kit Purchased Separately (See Optional Mounting Section).

	6RB*	Rota-Beam™ Amber, Blue, Red or White, Color Lens	416.00
	6RB*C	Rota-Beam™ Amber, Blue or Red, Clear Lens	416.00
	60*02S*R	Amber, Blue, Red or White, without Flange, Requires LED Flasher Purchased Separately (Consider SurfaceMax™ C6 Series)	194.00
	60*02F*R	Amber, Blue, Red or White, Includes Internal Flasher with Flash Patterns, Steady-Burn and Hi/Low Power (Consider SurfaceMax™ C6 Series)	194.00
††	60RA6FCR	1/2 Red, 1/2 Amber, Side-By-Side with Clear Outer Lens with 20 Scan-Lock™ Flash Patterns and Independent On/Off Control of Each Side	239.00
	60BR6FCR	1/2 Red, 1/2 Blue, Side-By-Side with Clear Outer Lens with 20 Scan-Lock™ Flash Patterns and Independent On/Off Control of Each Side	239.00
	60RC6FCR	1/2 Red, 1/2 White, Side-By-Side with Clear Outer Lens with 20 Scan-Lock™ Flash Patterns and Independent On/Off Control of Each Side	239.00
	60C0ELZR	Gradient Opti-Scenelight™, Recess Mount	342.00
	6SC0ENZR	Gradient Opti-Scenelight™, Surface Mount	309.00



600 Series 5mm LED Brake/Tail/Turn & Back-Up Lighthoods, Surface Mount, Color LEDs with Color Outer Lens. Requires Optional Mounting Kit Purchased Separately (See Optional Mounting Section).

	60A00TAR	Amber Turn Signal, Populated Arrow Shape without Flange, with Multiple Flash Patterns (Consider SurfaceMax™ C6 Series)	143.00
	60BTT	LED, Brake/Tail/Turn with 2 Flash Patterns (Consider SurfaceMax™ C6 Series)	195.00
	60C00VCR	Interior/Back-up Light, Minimum Intensity	143.00
	60C00WCR	Interior/Back-up Light, Maximum Intensity	512.00



600 Series Snap-In Halogen Lighthoods, Requires Optional Mounting Kit Purchased Separately (See Optional Mounting Section) Consider Applicable 600 or M6 Super-LED® Lighthoods.

	60F000*R	Without Flange	168.00
	60K000XR	26 Degree Opti-Scenelight™, without Flange	177.00
	60K000YR	13 Degree Opti-Scenelight™, without Flange	177.00
	60J000CR	Back-up Light without Flange	136.00
	60X000RR	Brake/Tail/Turn	145.00
	60X000TR	Amber Arrow, without Flange	150.00

Options for 600 Series

††	64FKIT	Mounting Kit to Convert 600 Series to Fit in Old-Style 64 Series Hole Cutouts	5.10
	6FLANGEB	Black Flange Kit for 600 Series (Consider SurfaceMax™ C6 Series)	9.50
	6EFLANGE	Chrome-Plated Flange Kit for 600 Series (Consider SurfaceMax™ C6 Series)	20.50
	6EHDLTMK	Headlight Mounting Kit for AT1 and KD Housing, Includes Bracket and Hardware (Lighthouse Purchased Separately) (Consider SurfaceMax™ C6 Series)	31.50
	PLAST3V	Flange, Chrome-Plated Three Light Vertical (Lighthoods Purchased Separately)	165.00
	PLAST4V	Flange, Chrome-Plated Four Light Vertical (Lighthoods Purchased Separately)	231.00

Flashers & Lighthoods

	PLAST4VL	Flange, Chrome-Plated Four Light Vertical, 5mm LED and Super-LED® Only (Lighthoods Purchased Separately)	109.00
	CAST3	Polished Aluminum Housing for Vertical Mounting, 3 Lamp	245.00
	CAST3H	Polished Aluminum Housing for Horizontal Mounting, 3 Lamp	272.00
	CAST4V	Polished Aluminum Housing for Vertical Mounting, 4 Lamp	373.00
	6BKT1	NEW "L" Bracket Push Bumper Mounting Kit for 600/M6/600 Rota-Beam, Black, Each	22.00
	6BKT2	NEW Angled Bracket Push Bumper Mounting Kit for 600/M6/600 Rota-Beam, Black, Each	22.00

700 Series Super-LED® Lighthoods, Surface Mount, Color LEDs with Color Outer Lens (Unless Specified). Requires Optional Mounting Kit Purchased Separately (See Optional Mounting Section).

	70*02S*R	Red, Blue, Amber or White, without Flange, Requires LED Flasher Purchased Separately (Consider SurfaceMax™ C7 Series)	194.00
	70*02F*R	Red, Blue, Amber or White, Includes Internal Flasher with Flash Patterns, Steady-Burn and Hi/Low Power (Consider SurfaceMax™ C7 Series)	194.00
††	70RA6FCR	1/2 Red, 1/2 Amber, Side By Side with Clear Outer Lens with 20 Scan-Lock™ Flash Patterns and Independent On/Off Control of Each Side	239.00
	70BR6FCR	1/2 Red, 1/2 Blue, Side By Side with Clear Outer Lens with 20 Scan-Lock™ Flash Patterns and Independent On/Off Control of Each Side	239.00
	70RC6FCR	1/2 Red, 1/2 White, Side By Side with Clear Outer Lens with 20 Scan-Lock™ Flash Patterns and Independent On/Off Control of Each Side	239.00
	70C0ELZR	Gradient Opti-Scenelight™, Recess Mount	342.00
	7SC0ENZR	Gradient Opti-Scenelight™, Surface Mount	309.00
	70CREGCS	Ambulance Interior Light, Red/White with Built-In Individual Switches	297.00



Flashers & Lighthoods

700 Series 5mm LED Brake/Tail/Turn & Back-Up Lighthoods, Surface Mount, Color LEDs with Color Outer Lens. Requires Optional Mounting Kit Purchased Separately (See Optional Mounting Section).

	70BTT	LED, Brake/Tail/Turn with 2 Flash Patterns (Consider SurfaceMax™ C7 Series)	167.00
	70C00VCR	Interior/Back-up Light, Minimum Intensity	195.00
	70C00WCR	Interior/Back-up Light, Maximum Intensity	436.00
	70A00TAR	Amber Turn Signal, Sequential Chevron Arrow without Flange with Multi-Flash Pattern (Consider SurfaceMax™ C7 Series)	132.00



700 Series Snap-In Halogen Lighthoods, Requires Optional Mounting Kit Purchased Separately (See Optional Mounting Section). Consider Applicable 700 or M7 Super-LED® Lighthoods.

	70F000*R	Without Flange	156.00
	70K000ZR	8-32 Degree Opti-Scenelight™, without Flange	163.00

Options for 700 Series

	7FLANGEB	Black Flange Kit (Consider SurfaceMax™ C7 Series)	10.00
	7EFLANGE	Chrome-Plated Flange Kit (Consider SurfaceMax™ C7 Series)	17.50
	7CAST3	Polished Cast Aluminum Housing, 3 Lamps	228.00
	73FKIT	Mounting Kit to convert 700 Series to fit in Old Style 73 Series Hole Cutouts	6.15
††	7GCV6LRC	Grille Mount Chrome Housing for 2006-2018 Chevy Express Van, Super-LED® & 5mm, Surface Mount, Pair	83.00
	7PT5R	Rear Light Pod for Six 700 Series Lighthoods for the 2015-2018 Ford Transit Medium or High Roof, Lighthoods Purchased Separately, Freight Surcharge May Apply	560.00
	7PTM5F	Front Light Pod for Six 700 Series Lighthoods for the 2015-2018 Ford Transit Medium Roof, Lighthoods Purchased Separately, Freight Surcharge May Apply	560.00
	7PTH5F	Front Light Pod for Six 700 Series Lighthoods for the 2015-2018 Ford Transit High Roof, Lighthoods Purchased Separately, Freight Surcharge May Apply	560.00
	7HTM5FC	Chrome-Plated Housings, Sold in Pairs for Front Driver and Passenger Side of the 2015-2018 Ford Transit Medium Roof, Four 700 Series Lighthoods Purchased Separately	282.00
	7HTM5RC	Chrome-Plated Housings, Sold in Pairs for Rear Driver and Passenger Side of the 2015-2018 Ford Transit Medium Roof, Four 700 Series Lighthoods Purchased Separately	282.00
	7HTH5FC	Chrome-Plated Housings, Sold in Pairs for Front Driver and Passenger Side of the 2015-2018 Ford Transit High Roof, Four 700 Series Lighthoods Purchased Separately	282.00
	7HTH5RC	Chrome-Plated Housings, Sold in Pairs for Rear Driver and Passenger Side of the 2015-2018 Ford Transit High Roof, Four 700 Series Lighthoods Purchased Separately	282.00



810 Series - Relampable Halogen Lighthoods, Surface Mount (Less Cable)

	810CA0ZR	8-32 Degree Halogen Scenelight	255.00
	810TRIM	Chrome-Plated Flange Cover	26.00

900 Series Super-LED® Lighthoods, Surface Mount (Unless Specified), Color LEDs with Color Outer Lens (Unless Specified). Requires Optional Mounting Flange 90FLANGC & 90FLANGB Purchased Separately.

	90**5S*R	Red, Blue, Amber or White (Single Color Only), without Flange, Requires LED Flasher Purchased Separately (Consider SurfaceMax™ C9 Series)	309.00
	90**5F*R	Red, Blue, Amber or White (Single Color Only), Includes Internal Flasher with Flash Patterns, Steady-Burn and Hi/Low Power (Consider SurfaceMax™ C9 Series)	309.00
	90RA5FCR	1/2 Red, 1/2 Amber, Over/Under with Clear Outer Lens with Scan-Lock™ Flash Patterns, Independent On/Off Control of Each Level and Hi/Low Power	309.00
	90RB5FCR	1/2 Red, 1/2 Blue, Over/Under with Clear Outer Lens with Scan-Lock™ Flash Patterns, Independent On/Off Control of Each Level and Hi/Low Power	309.00
	90RC5FCR	1/2 Red, 1/2 White, Over/Under with Clear Outer Lens with Scan-Lock™ Flash Patterns, Independent On/Off Control of Each Level and Hi/Low Power	309.00
	9SC0ENZR	Gradient Opti-Scenelight™, Surface Mount, Includes Flange	546.00
	90FLANGB	Black Flange Kit for 900 Series Super-LED® Only (Consider SurfaceMax™ C9 Series)	12.50



All models are 12 Volt D.C. only unless otherwise noted above. For other voltages contact factory.

* Replace symbol in model number with letter indicating lens color or LED color desired: A = Amber; B = Blue; C = Clear/White; R = Red; G = Green

Replace symbol in model number with letter indicating SPLIT lens or LED color desired: D = Red/Clear or White; E = Blue/Clear or White; F = Amber/Clear or White; H = Green/Clear or White; J = Red/Blue; K = Red/Amber; L = Red/Green; M = Blue/Amber † (to be discontinued, check availability) †† NCNR (special order, check availability, non-cancelable, non-returnable) ! Indicate length desired: 5 foot, 6 foot, 7 foot or 8 foot \$ Indicates Lower Price

AUTOMOTIVE LIST PRICE

No. PL18.0WL

EFFECTIVE: December 20, 2017 VOID: June 28, 2018

↓ †† - NCNR (special order, non-cancelable, non-returnable, check availability). See "Made-To-Order" Statement on Table of Contents Page of this Price List.

MODEL DESCRIPTION LIST

90FLANGC	Chrome-Plated Flange Kit for 900 Series Super-LED® Only (Consider SurfaceMax™ C9 Series)	28.00
900 Series 5mm LED Brake/Tail & Turn, Lighthoods, Surface Mount, Color LEDs with Color Outer Lens. Requires Optional Mounting Purchased Separately (See Optional Mounting Section).		
90A00TAR	Turn Signal, Populated Arrow Shape without Flange, with 17 Flash Patterns, Amber, Left/Right Arrow (Consider SurfaceMax™ C9 Series)	260.00
90BTT	LED, Brake/Tail/Turn with 2 Flash Patterns (Consider SurfaceMax™ C9 Series)	389.00
900 Series Snap-In Halogen Lighthoods, Optional Mounting Kit Purchased Separately (See Optional Mounting Section). Consider Applicable 900 or M9 Super-LED® Lighthoods.		
†† 90F000R	Without Flange	150.00
90E000ZR	Gradient Opti-Scenelight™	191.00
90J000CR	27 Watt Back-Up Light, without Flange	137.00
Options for 900 Series (Except for Super-LED®)		
9FLANGEB	Black Flange Kit for 900 Series (Not for Use With 900 Super-LED® Series)	13.00
9EFLANGE	Chrome-Plated Flange Kit for 900 Series (Not for Use With 900 Super-LED® Series)	25.50
97FKIT	Mounting Kit to Convert 900 Series to Fit in Old Style 97 Series Hole Cutouts	7.15
C6 SurfaceMax™ Series Super-LED® Surface Mount, Color Outer Lens, Unless Specified. Optional Mounting Flange Available. 7-1/2" Long x 5-1/8" High, Protrudes 1-1/2".		
C6L*	Warning, Red, Blue, Amber or White. Internal Flasher with Scan-Lock™ Flash Patterns and Hi/Low	194.00
C6L*C	Warning, Red, Blue, Amber or White with Clear Lens. Internal Flasher with Scan-Lock™ Flash Patterns and Hi/Low	194.00
C6*S	Warning, Red, Blue, Amber or White. Requires LED Flasher Purchased Separately	194.00
C6*SC	Warning, Red, Blue, Amber or White with Clear Lens. Requires LED Flasher Purchased Separately	194.00
C6T	Amber Turn Signal, Sequential Chevron Arrow	143.00
C6TC	Amber Turn Signal Clear Outer Lens, Sequential Chevron Arrow	143.00
C6BTT	LED Brake/Tail/Turn	195.00
C6BTTC	LED Brake/Tail/Turn, Clear Lens	195.00
C6FC	Optional Chrome Flange	20.50
C6FB	Optional Black Flange	8.70
C6HDLTMK	NEW Headlight Mounting Kit for ATI & KD Housing, Includes Bracket & Hardware (Lighthouse Purchased Separately)	31.50
C7 SurfaceMax™ Series Super-LED® Surface Mount, Color Outer Lens, Unless Specified. Optional Mounting Flange Available. 8-1/4" Long x 4-1/16" High, Protrudes 1-1/2".		
C7L*	Warning, Red, Blue, Amber or White. Internal Flasher with Scan-Lock™ Flash Patterns and Hi/Low	194.00
C7L*C	Warning, Red, Blue, Amber or White with Clear Lens. Internal Flasher with Scan-Lock™ Flash Patterns and Hi/Low	194.00
C7*S	Warning, Red, Blue, Amber or White. Requires LED Flasher Purchased Separately	194.00
C7*SC	Warning, Red, Blue, Amber or White with Clear Lens. Requires LED Flasher Purchased Separately	194.00
C7T	Amber Turn Signal, Sequential Chevron Arrow	132.00
C7TC	Amber Turn Signal Clear Outer Lens, Sequential Chevron Arrow	132.00
C7BTT	LED Brake/Tail/Turn	167.00
C7BTTC	LED Brake/Tail/Turn, Clear Lens	167.00
C7FC	Optional Chrome Flange	17.50
C7FB	Optional Black Flange	9.20
C9 SurfaceMax™ Series Super-LED® Surface Mount, Color Outer Lens, Unless Specified. Optional Mounting Flange Available. 9-1/8" Long x 8-1/8" High, Protrudes 1-1/2".		
C9L*	Warning, Red, Blue, Amber or White. Internal Flasher with Scan-Lock™ Flash Patterns and Hi/Low	309.00
C9L*C	Warning, Red, Blue, Amber or White with Clear Lens. Internal Flasher with Scan-Lock™ Flash Patterns and Hi/Low	309.00
C9*S	Warning, Red, Blue, Amber or White. Requires LED Flasher Purchased Separately	309.00
C9*SC	Warning, Red, Blue, Amber or White with Clear Lens. Requires LED Flasher Purchased Separately	309.00
C9T	Amber Turn Signal, Sequential Chevron Arrow	260.00
C9TC	Amber Turn Signal Clear Outer Lens, Sequential Chevron Arrow	260.00
C9BTT	LED Brake/Turn/Tail	389.00
C9BTTC	LED Brake/Tail/Turn, Clear Lens	389.00
C9FC	Optional Chrome Flange	25.50
C9FB	Optional Black Flange	12.50
Fluorent Plus™ Series Super-LED® Compartment Tube Lighting, Includes Both "C" Clip and "P" Clip Mounting.		
F09PC	9", Non-Frosted Lens	90.00
F18PC	18", Non-Frosted Lens	131.00
F27PC	27", Non-Frosted Lens	174.00
F36PC	36", Non-Frosted Lens	229.00

Flashers & Lighthoods



F45PC	45", Non-Frosted Lens	281.00
F54PC	54", Non-Frosted Lens	346.00
F63PC	63", Non-Frosted Lens	399.00

Interior Light, 6" Round, Low Profile, Surface Mount Super-LED® Interior Light

60C0EHCR	Super-LED® Ambulance Interior Light. 6" Round Surface Mount	204.00
60C0EJCS	6 Diode Interior Light, White, Includes Switch	185.00
60CREGCS	12 Diode Interior Light, Split Red/White, 6" Round Surface Mount, Includes Switches	204.00
60CBEGCS	12 Diode Interior Light, Split White/Blue, 6" Round Surface Mount, Includes Switches	204.00

Interior Light, 8" Round, Super-LED® Ambulance Interior Lighthouse

80C0EHCR	Super-LED® Ambulance Interior Light. Fits Industry Standard 8" Cutout	168.00
80C00EZR	Super-LED® Ambulance Interior Light. Fits Industry Standard 8" Cutout, No Mounting Hardware Required, Chrome Housing	168.00
8WC00EZR	Super-LED® Ambulance Interior Light. Fits Industry Standard 8" Cutout, No Mounting Hardware Required, White Housing	157.00
80CBEHCR	9 Diode, Super-LED® Interior Light, 6 White with Hi/Low and 3 Blue	332.00
80CREHCR	9 Diode, Super-LED® Interior Light, 6 White with Hi/Low and 3 Red	332.00

Interior Lights (Less Cable)

70CREGCS	Ambulance Interior Light, Red/White with Built-In Individual Switches	297.00
86CE1	12 Diode, Super-LED® 8" x 6" Interior Light, White	428.00
CL25C	Round Compartment Light, Clear, 25 Watt Halogen, Surface Mount	81.00

ION™ Series Super-LED® Universal Light, Includes Universal Mount, Scan-Lock™ Flash Patterns and a 4-Wire Pigtail. (For Chrome or White Housings, Contact Factory for Price, Availability and Minimum Order Requirements).

ION*	\$ Red, Blue, Amber or White, Black Housing	150.00
ION#	\$ Split Color, Clear Lens, Amber/Blue, Amber/White, Red/Blue or Red/White Only, Black Housing	150.00
XON*	\$ Red, Blue, Amber or White, Black Housing with Smoked Lens	160.00
XON#	\$ Split Color, Amber/Blue, Red/Blue & Red/White Only, Black Housing with Smoked Lens	160.00

ION™ Surface Mount Series Super-LED®, Includes Scan-Lock™ Flash Patterns and a 4-Wire Pigtail. (For Chrome or White Housings, Contact Factory for Price, Availability and Minimum Order Requirements).

IONSM*	\$ Red, Blue, Amber or White, Black Housing	150.00
IONSM#	\$ Split Color, Clear Lens, Amber/Blue, Amber/White, Red/Blue or Red/White Only, Black Housing	150.00
XONSM*	\$ Red, Blue, Amber or White, Black Housing with Smoked Lens	160.00
XONSM#	\$ Split Amber/Blue, Red/Blue or Red/White, Black Housing with Smoked Lens	160.00

ION™ DUO™ Series Linear-LED® Universal Light, Includes Universal Mount, Scan-Lock™ Flash Patterns and a 5-Wire Pigtail. (For Chrome or White Housings, Contact Factory for Price, Availability and Minimum Order Requirements).

I2#	Red/Blue, Amber/White, Blue/White, Red/White or Blue/Amber Only, Individual Control of each Color, Black Housing	203.00
XI2#	Red/Blue, Amber/White, Blue/White, Red/White or Blue/Amber Only, Individual Control of each Color, Black Housing with Smoked Lens	214.00

ION™ DUO™ Surface Mount Series Linear-LED®, Scan-Lock™ Flash Patterns and a 5-Wire Pig Tail. (For Chrome or White Housings, Contact Factory for Price, Availability and Minimum Order Requirements).

I2SM#	Red/Blue, Amber/White, Blue/White, Red/White or Blue/Amber Only, Individual Control of each Color, Black Housing	203.00
XI2SM#	Red/Blue, Amber/White, Blue/White, Red/White or Blue/Amber Only, Individual Control of each Color, Black Housing with Smoked Lens	214.00

ION™ TRIO™ Series Linear-LED® Universal Light, Universal Light, Includes Universal Mount, Scan-Lock™ Flash Patterns and a 6-Wire Pigtail. (For Chrome or White Housings, Contact Factory for Price, Availability and Minimum Order Requirements).

I3JC	Red/Blue/White, Individual Control of each Color, Black Housing	234.00
I3JA	Red/Blue/Amber, Individual Control of each Color, Black Housing	234.00
I3KC	Red/Amber/White, Individual Control of each Color, Black Housing	234.00
I3MC	Blue/Amber/White, Individual Control of each Color, Black Housing	234.00
XI3JC	Red/Blue/White, Individual Control of each Color, Black Housing with Smoked Lens	244.00
XI3JA	Red/Blue/Amber, Individual Control of each Color, Black Housing with Smoked Lens	244.00
XI3KC	Red/Amber/White, Individual Control of each Color, Black Housing with Smoked Lens	244.00
XI3MC	Blue/Amber/White, Individual Control of each Color, Black Housing with Smoked Lens	244.00

ION™ TRIO™ Surface Mount Series Linear-LED®, Scan-Lock™ Flash Patterns and a 6-Wire Pig Tail. (For Chrome or White Housings, Contact Factory for Price, Availability and Minimum Order Requirements).

I3SMJC	Red/Blue/White, Individual Control of each Color, Black Housing	234.00
I3SMJA	Red/Blue/Amber, Individual Control of each Color, Black Housing	234.00
I3SMKC	Red/Amber/White, Individual Control of each Color, Black Housing	234.00
I3SMMC	Blue/Amber/White, Individual Control of each Color, Black Housing	234.00
XI3SMJC	Red/Blue/White, Individual Control of each Color, Black Housing with Smoked Lens	244.00
XI3SMJA	Red/Blue/Amber, Individual Control of each Color, Black Housing with Smoked Lens	244.00
XI3SMKC	Red/Amber/White, Individual Control of each Color, Black Housing with Smoked Lens	244.00
XI3SMMC	Blue/Amber/White, Individual Control of each Color, Black Housing with Smoked Lens	244.00

ION™ Wide Angle Series Super-LED® Universal Light, Includes Universal Mount, Scan-Lock Flash Patterns and a 4-Wire Pigtail. (For Chrome or White Housings, Contact Factory for Price, Availability and Minimum Order Requirements).

WION*	\$ Wide Angle, Red, Blue, Amber or White, Black Housing	150.00
WION#	\$ Wide Angle, Split Color, Clear Lens, Amber/Blue, Amber/White, Red/Blue or Red/White Only, Black Housing	150.00
WXON*	\$ Wide Angle, Red, Blue, Amber or White, Black Housing with Smoked Lens	160.00



Flashers & Lighthouses



All models are 12 Volt D.C. only unless otherwise noted above. For other voltages contact factory.


* Replace symbol in model number with letter indicating lens color or LED color desired: A = Amber; B = Blue; C = Clear/White; R = Red; G = Green

Replace symbol in model number with letter indicating SPLIT lens or LED color desired: D = Red/Clear or White; E = Blue/Clear or White; F = Amber/Clear or White; H = Green/Clear or White; J = Red/Blue; K = Red/Amber; L = Red/Green; M = Blue/Amber † (to be discontinued, check availability) ‡ NCNR (special order, check availability, non-cancelable, non-returnable) ! Indicate length desired: 5 foot, 6 foot, 7 foot or 8 foot \$ Indicates Lower Price

AUTOMOTIVE LIST PRICE

No. PL18.0WL

EFFECTIVE: December 20, 2017 VOID: June 28, 2018

↓  - NCNR (special order, non-cancelable, non-returnable, check availability). See "Made-To-Order" Statement on Table of Contents Page of this Price List.

Flashers & Lighthead

MODEL	DESCRIPTION	LIST
WXON#	\$ Wide Angle, Split Color, Amber/Blue, Amber/White, Red/Blue or Red/White Only, Black Housing with Smoked Lens	160.00
ION™ Wide Angle Surface Mount Series Super-LED® , Includes Scan-Lock Flash Patterns and a 4-Wire Pigtail. (For Chrome or White Housings, Contact Factory for Price, Availability and Minimum Order Requirements).		
WIONSM*	\$ Wide Angle, Red, Blue, Amber or White, Black Housing	150.00
WIONSM#	\$ Wide Angle, Split Color, Clear Lens, Amber/Blue, Amber/White, Red/Blue or Red/White Only, Black Housing	150.00
WXONSM*	\$ Wide Angle, Red, Blue, Amber or White, Black Housing with Smoked Lens	160.00
WXONSM#	\$ Wide Angle, Split Color, Amber/Blue, Red/Blue or Red/White Only, Black Housing with Smoked Lens	160.00
ION™ V-Series™ Super-LED® Universal Light , 180° Warning, Take Down and Puddle Light		
IONV3*	Universal Mount ION™ with Combination 180° Warning, Take Down and Puddle Light, Red, Blue, Amber or White Warning, Black Housing.	271.00
IONV3*W	Universal Mount ION™ with Combination 180° Warning, Take Down and Puddle Light, Red, Blue, Amber or White Warning, White Housing.	271.00
IONV1*	Universal Mount ION™, with Combination 180° and TIR Warning, Single Color, Red, Blue, Amber or White, Black Housing	266.00
IONV1*W	Universal Mount ION™, with Combination 180° and TIR Warning, Single Color, Red, Blue, Amber or White, White Housing	266.00
XONV3*	Universal Mount ION™ with Combination 180° Warning, Take Down and Puddle Light, Red, Blue, Amber or White Warning, Black Housing with Smoked Lens	281.00
XONV1*	Universal Mount ION™, with Combination 180° and TIR Warning, Single Color, Red, Blue, Amber or White, Black Housing with Smoked Lens	276.00
ION™ V-Series™ Super-LED® Surface Mount Lighthead , 180° Warning, Take Down and Puddle Light		
IONSV3*	Surface Mount ION™ with Combination 180° Warning, Take Down and Puddle Light, Red, Blue, Amber or White Warning, Black Housing.	271.00
IONSV3*W	Surface Mount ION™ with Combination 180° Warning, Take Down and Puddle Light, Red, Blue, Amber, or White Warning, White Housing	271.00
IONSV3*C	Surface Mount ION™ with Combination 180° Warning, Take Down and Puddle Light, Red, Blue, Amber or White Warning, Chrome Housing	291.00
IONSV1*	Surface Mount ION™, with Combination 180° and TIR Warning, Single Color, Red, Blue, Amber or White, Black Housing	266.00
IONSV1*W	Surface Mount ION™, with Combination 180° and TIR Warning, Single Color, Red, Blue, Amber or White, White Housing	266.00
IONSV1*C	Surface Mount ION™, with Combination 180° and TIR Warning, Single Color, Red, Blue, Amber or White, Chrome Housing	286.00
XONSV3*	Surface Mount ION™ with Combination 180° Warning, Take Down and Puddle Light, Red, Blue, Amber or White Warning, Black Housing with Smoked Lens	281.00
XONSV1*	Surface Mount ION™, with Combination 180° and TIR Warning, Single Color, Red, Blue, Amber or White, Black Housing with Smoked Lens	276.00
Options for ION™, ION™ Wide Angle and ION™ V-Series™ Universal Lights , (For Chrome or White Housings, Contact Factory for Price, Availability and Minimum Order Requirements).		
IONK1B	Optional Swivel Mount Bracket, Black	32.50
IONGROM	Grommet Mount Kit	7.15
IONPEDB	Pedestal Mount Kit, Black	69.00
IONBKT1	Optional Universal License Plate Bracket for 2 ION™ Lighthead, Horizontal Mount. Not for Use with Surface Mount ION™ Models	32.50
IONBKT2	Optional Rear Hatch Mounting Brackets (pair) for 2013-2017 Ford Police Interceptor Utility, Requires Six ION™ Series Lighthead Purchased Separately.	74.00
IONBKT4	Optional Rear Hatch Brackets (pair) for 2013-2017 Ford Police Interceptor Utility, Requires Two ION™ Series Lighthead Purchased Separately	25.50
IONBKT5	Universal Mount, Reversed, allows access to mounting screws without removing the light	12.50
IONBKT6	Optional Rear Hatch Mounting Brackets (pair) for 2015-2018 Chevy Tahoe, Requires Two ION™ Series Lighthead purchased Separately	46.00
IONBKT7	Optional Grille Mount Brackets (pair) for 2015-2018 Chevy Tahoe, Requires Four ION™ Series Lighthead Purchased Separately	29.00
ION™ T-Series™ Linear Super-LED® , Surface Mount Lighthead, Includes Clear Lens, Black Flange and Scan-Lock™ Flash Patterns, (Replaces TION Series Lighthead).		
TLI*	Red, Blue, Amber or White	135.00
TLI#	Split Color, Amber/Blue, Amber/White, Blue/White, Red/Blue or Red/White Only	135.00
TLI2#	DUO™ Color, Amber/Blue, Amber/White, Blue/White, Red/Blue or Red/White Only	157.00
TLI*X	Red, Blue, Amber or White with Smoked Lens	145.00
TLI#X	Split Color, Amber/Blue, Amber/White, Blue/White, Red/Blue or Red/White Only with Smoked Lens	145.00
TLI2#X	DUO™ Color, Amber/Blue, Amber/White, Blue/White, Red/Blue or Red/White Only with Smoked Lens	167.00
TIONFC	Flange, Chrome	16.50
TIONBKT1	Optional Universal "L" Mounting Bracket for One TLI™ Lighthead	12.50



TIONBKT2	Optional Universal Adjustable License Plate Bracket for Two TLI™ Lightheads	32.50
TIONBKT3	Optional Universal "L" Mounting Bracket for Two TLI™ Lightheads	20.00
TIONBKT4	Optional Universal Over/Under "L" Mounting Bracket for Two TLI™ Lightheads	20.00

M2 Series Super-LED® Surface Mount, Color Outer Lens, Unless Specified. Optional Mounting Flange. 3-5/8" Long x 2-1/8" High x Protrudes 1"

M2*	Warning, Red, Blue, Amber or White	174.00
M2*C	Warning, Red, Blue or Amber with Clear Lens	174.00
M2#	Warning, Split Color with Clear Lens, Red/Amber, Red/White, Red/Blue or Amber/White Only	179.00
M2FC	Flange, Chrome	16.50
M2FB	Flange, Black	9.20
M2GROM	Grommet Mount Kit	8.20
M2PEDB	Pedestal Mount Kit, Black	69.00
M2PEDC	Pedestal Mount Kit, Chrome	75.00



M2 Wide Angle Series Super-LED® Surface Mount, Designed to meet NFPA and KKK specifications, Color Outer Lens, Unless Specified. Optional Mounting Flange

M2W*	Warning, Wide Angle, Red, Blue, Amber or White	174.00
M2W*C	Warning, Wide Angle, Red, Blue or Amber, with Clear Lens	174.00
M2W#	Warning, Wide Angle, Split Color with Clear Lens, Red/Amber or Red/Blue Only	179.00
M2FC	Flange, Chrome	16.50
M2FB	Flange, Black	9.20
M2GROM	Grommet Mount Kit	8.20
M2PEDB	Pedestal Mount Kit, Black	69.00
M2PEDC	Pedestal Mount Kit, Chrome	75.00

Flashers & Lightheads

M4 Series Linear Super-LED® Surface Mount, Color Outer Lens, Unless Specified. Optional Mounting Flanges Available. 5-1/2" Long x 3-3/8" High, Protrudes 1-3/8".

M4*	Warning, Red, Blue, Amber or White. Internal Flasher with Flash Patterns and Synchronize Feature	188.00
M4*C	Warning, Red, Blue or Amber with Clear Lens. Internal Flasher with Flash Patterns and Synchronize Feature	188.00
M4#	Split Color with Clear Outer Lens, Side-By-Side, Red/Amber, Red/White, Red/Blue or Amber/White Only. Internal Flasher with Flash Patterns and Synchronize Feature	234.00
M4*S	Red, Blue, Amber or White, Requires LED Flasher Purchased Separately	188.00
M4*CS	Red, Blue, Amber or White with Clear Outer Lens, Requires LED Flasher Purchased Separately	188.00
M4V2*	V-Series™ Combination 180° Warning and Perimeter Light, Scan-Lock™ Flash Patterns with Color Outer Lens Over Warning, Red, Blue or Amber Warning	407.00
M4DW*	Combination Driving/Warning Light, Red or Blue Warning with Scan-Lock™ Flash Patterns, Clear Outer Lens	234.00
M4DWJ	Combination Driving/Warning Light, Red Over Blue Warning with Scan-Lock™ Flash Patterns, Clear Outer Lens	234.00
M4FC	Flange, Chrome	16.50
M4FB	Flange, Black	9.20
M4FC400	Flange, Chrome, Adapts M4 to 400 Series Mounting	22.50
M4BRUSH	Brush Guard, Black	45.00
4BKT1	NEW Universal "L" Mounting Bracket for M4 Series Super-LED® Lighthead	20.50
M4CT15B	Fog Light Mount, For 2015-2018 Chevy Tahoe, Pair, Black	71.00
M4TM15B	Mirror Mount for the 2015-2018 Ford Transit, Pair, Black	71.00
M4TB15B	Front Lower Side Mount for the 2015-2018 Ford Transit, Pair, Black	71.00
M4FF15B	Fog Light Mount, Stainless Steel, For 2015-2018 Ford F-150, Pair, Black	89.00



M6 Series Linear Super-LED® Surface Mount, Color Outer Lens, Unless Specified. Optional Mounting Flanges Available. 6-3/4" Long x 4-5/16" High, Protrudes 1-3/8".

M6V2*	V-Series™, Combination 180° Warning and Perimeter Light, Scan-Lock™ Flash Patterns with Color Outer Lens Over the Warning Light, Red, Blue or Amber Warning	601.00
M6V2*C	V-Series™, Combination 180° Warning and Perimeter Light, Scan-Lock™ Flash Patterns with Clear Outer Lens Over the Warning Light, Red, Blue or Amber Warning	601.00
M6*	Warning, Red, Blue, Amber or White. Internal Flasher with Flash Patterns and Synchronize Feature	229.00
M6*C	Warning, Red, Blue or Amber with Clear Lens. Internal Flasher with Flash Patterns and Synchronize Feature	229.00
M6#	Split Color with Clear Outer Lens, Side-By-Side, Red/Amber, Red/Blue, Red/White or Amber/White Only. Internal Flasher with Flash Patterns and Synchronize Feature	250.00
M6*S	Red, Blue, Amber or White, Requires LED Flasher Purchased Separately	229.00
M6*CS	Red, Blue, Amber or White with Clear Outer Lens, Requires LED Flasher Purchased Separately	229.00
M6BTT	Brake/Tail/Turn	167.00
M6T	Amber Turn Signal, Sequential Chevron Arrow without Flange with Multi-Flash Pattern	145.00
M6BUW	Back-Up Light	223.00
M6ZC	Gradient Scenelight	386.00
M6FC	Flange, Chrome	16.50
M6FB	Flange, Black	9.20
M6P15C	15° Angled Surface Mount Housing, Chrome	80.00
M6P15B	15° Angled Surface Mount Housing, Black	39.00



All models are 12 Volt D.C. only unless otherwise noted above. For other voltages contact factory.

* Replace symbol in model number with letter indicating lens color or LED color desired: **A** = Amber; **B** = Blue; **C** = Clear/White; **R** = Red; **G** = Green

Replace symbol in model number with letter indicating SPLIT lens or LED color desired: **D** = Red/Clear or White; **E** = Blue/Clear or White; **F** = Amber/Clear or White; **H** = Green/Clear or White; **J** = Red/Blue; **K** = Red/Amber; **L** = Red/Green; **M** = Blue/Amber † (to be discontinued, check availability) **††** NCNR (special order, check availability, non-cancelable, non-returnable) ! Indicate length desired: 5 foot, 6 foot, 7 foot or 8 foot \$ Indicates Lower Price

AUTOMOTIVE LIST PRICE

No. PL18.0WL

EFFECTIVE: December 20, 2017 VOID: June 28, 2018

↓ - NCNR (special order, non-cancelable, non-returnable, check availability). See "Made-To-Order" Statement on Table of Contents Page of this Price List.

Flashers & Lighthoods

MODEL	DESCRIPTION	LIST
M6FC600	Flange, Chrome, Adapts M6 to 600 Series Mounting	28.00
M6BRUSH	Brush Guard, Black	45.00
6BKT1	NEW "L" Bracket Push Bumper Mounting Kit for 600/M6/600 Rota-Beam, Black, Each	22.00
6BKT2	NEW Angled Bracket Push Bumper Mounting Kit for 600/M6/600 Rota-Beam, Black, Each	22.00
M6HDLMTK	Headlight Mounting Kit for ATI & KD Housings, Includes Hardware	79.00
M6FCV2	Flange, Chrome, Two Light, Vertical, Lighthoods Purchased Separately	113.00
M6FCV3	Flange, Chrome, Three Light, Vertical, Lighthoods Purchased Separately	156.00
M6FCV4	Flange, Chrome, Four Light, Vertical, Lighthoods Purchased Separately	223.00
M6PTM5F	Front Light Pod for Eight M6 Lighthoods for the 2015-2018 Ford Transit Medium Roof, Lighthoods Purchased Separately, Freight Surcharge May Apply	560.00
M6PT5R	Rear Light Pods (2 Piece) for Six M6 Lighthoods for the 2015-2018 Ford Transit Medium or High Roof, Lighthoods Purchased Separately, Freight Surcharge May Apply	560.00
M6PTH5F	Front Light Pod for Eight M6 Series Lighthoods for the 2015-2018 Ford Transit High Roof, Lighthoods Purchased Separately, Freight Surcharge May Apply	560.00
M6WLENX	Replace Clear Lens with a Smoked Lens, For M6 Warning Models Only	10.50

M7 Series Linear Super-LED® Surface Mount, Color Outer Lens, Unless Specified. Optional Mounting Flanges Available. 7-5/8" Long x 3-3/8" High, Protrudes 1-3/8".

M7*	Warning, Red, Blue, Amber or White. Internal Flasher with Flash Patterns and Synchronize Feature	229.00
M7*C	Warning, Red, Blue or Amber with Clear Lens. Internal Flasher with Flash Patterns and Synchronize Feature	229.00
M7#	Split Color with Clear Outer Lens, Side-By-Side, Red/Amber, Red/White, Red/Blue and Amber/White Only. Internal Flasher with Flash Patterns and Synchronize Feature	250.00
M7*S	Red, Blue, Amber or White, Requires LED Flasher Purchased Separately	229.00
M7*CS	Red, Blue, Amber or White with Clear Outer Lens, Requires LED Flasher Purchased Separately	229.00
M7ZC	Gradient Scenelight	229.00
M7FC	Flange, Chrome	16.50
M7FB	Flange, Black	9.20
M7FC700	Flange, Chrome, Adapts M7 to 700 Series Mounting	37.00
M7BRUSH	Brush Guard, Black	45.00
M7BKT1	Optional Universal Mounting Bracket for One Lighthouse	19.50
M7WLENX	Replace Clear Lens with a Smoked Lens, For M7 Warning Models Only	10.50



M9 Series Linear Super-LED® Surface Mount, Color Outer Lens, Unless Specified. Optional Mounting Flanges Available. 10-3/8" Long x 6-1/2" High, Protrudes 1-3/8".

M9V2*	V-Series™, Combination 180° Warning and Scene Light, Scan-Lock™ Flash Patterns with Color Outer Lens Over the Warning Light, Red, Blue or Amber Warning, Includes Chrome-Plated Flange	903.00
M9V2*C	V-Series™, Combination 180° Warning and Scene Light, Scan-Lock™ Flash Patterns with Clear Outer Lens over the Warning Light, Red, Blue or Amber Warning, Includes Chrome-Plated Flange	903.00
M9*	Warning, Red, Blue, Amber or White. Internal Flasher with Flash Patterns and Synchronize Feature	343.00
M9*C	Warning, Red, Blue or Amber with Clear Lens. Internal Flasher with Flash Patterns and Synchronize Feature	343.00
M9#	Split Color with Clear Outer Lens, Side-By-Side, Red/Amber, Red/Blue & Red/White Only. Internal Flasher with Flash Patterns and Synchronize Feature	343.00
M9*S	Red, Blue, Amber or White, Requires LED Flasher Purchased Separately	343.00
M9*CS	Red, Blue, Amber or White with Clear Outer Lens, Requires LED Flasher Purchased Separately	343.00
M92#	DUO™ Red/Blue, Red/White, Blue/Amber, Blue/White or Amber/White Only, Scan-Lock™ Flash Patterns and Low Power	356.00
M9*CZ	Combination Warning/Scene Light, Scan-Lock™ Flash Patterns, Synchronize Feature and Hi/Low with Clear Outer Lens	343.00
M9JCZ	DUO™ Red/Blue, Combination Warning/Scene Light, Scan-Lock™ Flash Patterns, Synchronize Feature and Hi/Low with Clear Outer Lens	359.00
M9LZC	Scenelight, White, Includes Flange	580.00
M9BTTX	Brake/Tail/Turn	372.00
M9T	Amber Turn	414.00
M9BUW	Back-Up Light	433.00
M9FC	Flange, Chrome	25.50
M9FB	Flange, Black	9.20
M9FC900	Flange, Chrome, Adapts M9 Warning to 900 Series Mounting	50.00
M9FCZ900	Flange Chrome, Adapts M9 Scenelight to 900 Series Mounting	62.00
M9VFC900	Flange, Chrome, Adapts M9V to 900 Series Mounting	50.00
M9BRUSH	Brush Guard, Black	71.00
M9WLENX	Replace Clear Lens with a Smoked Lens, For M9 Warning Models Only	10.50
M9HTM5FC	Chrome-Plated Housings, Sold in Pairs for Front Driver and Passenger Side of the 2015-2018 Ford Transit Medium Roof, Two M9 Series Lighthoods Purchased Separately	282.00
M9HTM5RC	Chrome-Plated Housings, Sold in Pairs for Rear Driver and Passenger Side of the 2015-2018 Ford Transit Medium Roof, Two M9 Series Lighthoods Purchased Separately	282.00



	M9HTH5FC	Chrome-Plated Housings, Sold in Pairs for Front Driver and Passenger Side of the 2015-2018 Ford Transit High Roof, Two M9 Series Lighthead Assemblies Purchased Separately	282.00
	M9HTH5RC	Chrome-Plated Housings, Sold in Pairs for Rear Driver and Passenger Side of the 2015-2018 Ford Transit High Roof, Two M9 Series Lighthead Assemblies Purchased Separately	282.00
Micro Freedom® Super-LED® Lighthead Assemblies, Mirror Mount Bracket Sold Separately (with 20' Cable).			
††	MCFLD2*	Freedom®, Two Linear Super-LED®s with a Built-in Flasher, 8.2"W x 10"D x 3.5"H, Blue, Red and/or Amber	771.00
††	MCSLED2*	Micro LFL Liberty™, Two Linear Super-LED®s with Built-in Flasher, 9.5" L x 12" D x 2.5" H, Blue, Red and/or Amber	663.00
Micron™ Series Super-LED® Lighthead, Includes Scan-Lock™ Flash Patterns, and a 4-Wire Pigtail.			
	MCRNS*	Surface Mount, Red, Blue, Amber or White, Black Flange	156.00
	MCRNS#	Surface Mount, Split Color, Clear Lens, Red/Amber, Amber/White, Red/Blue or Red/White Only, Black Flange	162.00
	MCRNS*X	Surface Mount, Red, Blue, Amber or White, Black Flange with Smoked Lens	166.00
	MCRNS#X	Surface Mount, Split Color, Red/Amber, Amber/White, Red/Blue or Red/White Only, Black Flange with Smoked Lens	172.00
	MCRNSC*	Surface Mount, Red, Blue, Amber or White, Chrome Flange	177.00
	MCRNSC#	Surface Mount, Split Color, Red/Amber, Amber/White, Red/Blue or Red/White Only, Chrome Flange	182.00
	MCRNT*	Stud Mount, Red, Blue, Amber or White	156.00
	MCRNT#	Stud Mount, Split Color, Red/Amber, Amber/White, Blue/Amber, Red/Blue or Red/White Only	162.00
	MCRNT*X	Stud Mount, Red, Blue, Amber or White, with Smoked Lens	166.00
	MCRNT#X	Stud Mount, Split Color, Red/Amber, Amber/White, Red/Blue or Red/White Only, with Smoked Lens	172.00
	MCRNB1	"L" Angle Mounting Bracket, Black	12.50
	MCRNB2	Optional Universal License Plate Bracket for Two MCRNS Lighthead, Horizontal Mount	32.50
Mirror-Beam™ Mirror Mounted Super-LED® Series Lighthead, Includes 15' Cable with AMP Connectors, Textured Black Finish, Sold in Pairs. Available in Blue, Red and/or Amber. For White Super-LEDs®, Contact Factory for Pricing.			
	MBCT15**	Chevy Tahoe and Suburban 1500, 2015-2018	395.00
	MXCT15**	Chevy Tahoe and Suburban 1500, 2015-2018 with Smoked Lens	416.00
	MBCT15JJ	Chevy Tahoe and Suburban 1500, 2015-2018, Two Split Red/Blue Lighthead	395.00
	MXCT15JJ	Chevy Tahoe and Suburban 1500, 2015-2018, Two Split Red/Blue Lighthead with Smoked Lens	416.00
	MBDC11**	Dodge Charger, 2011-2018	395.00
	MBDC11JJ	Dodge Charger, 2011-2018, Two Split Red/Blue Lighthead	395.00
	MXDC11**	Dodge Charger, 2011-2018 with Smoked Lens	416.00
	MXDC11JJ	Dodge Charger, 2011-2018, Two Split Red/Blue Lighthead with Smoked Lens	416.00
	MBFF17**	NEW Ford Fusion, 2015-2018	395.00
	MXFF17**	NEW Ford Fusion, 2015-2018 with Smoked Lens	416.00
	MBFT11**	Ford Police Interceptor Sedan, 2013-2018	395.00
	MBFT11JJ	Ford Police Interceptor Sedan, 2013-2018, Two Split Red/Blue Lighthead	395.00
	MXFT11**	Ford Police Interceptor Sedan, 2013-2018 with Smoked Lens	416.00
	MXFT11JJ	Ford Police Interceptor Sedan, 2013-2018, Two Split Red/Blue Lighthead with Smoked Lens	416.00
	MBFX11**	Ford Police Interceptor Utility, 2013-2018	395.00
	MBFX11JJ	Ford Police Interceptor Utility, 2013-2018, Two Split Red/Blue Lighthead	395.00
	MXFX11**	Ford Police Interceptor Utility, 2013-2018 with Smoked Lens	416.00
	MXFX11JJ	Ford Police Interceptor Utility, 2013-2018, Two Split Red/Blue Lighthead with Smoked Lens	416.00
Mirror-Beam™ ION™ V-Series™ Mirror Mounted Super-LED® Series Lighthead, Includes 15' Cable, Textured Black Finish, Sold in Pairs, Available in Red, Blue, Amber and/or White.			
	VMCT15**	Chevy Tahoe and Suburban 1500, 2015-2018	577.00
	VXCT15**	Chevy Tahoe and Suburban 1500, 2015-2018 with Smoked Lens	598.00
	VMDC11**	Dodge Charger, 2011-2018	577.00
	VXDC11**	Dodge Charger, 2011-2018 with Smoked Lens	598.00
	VMFF17**	NEW Ford Fusion, 2015-2018	577.00
	VXFF17**	NEW Ford Fusion, 2015-2018 with Smoked Lens	598.00
	VMFT11**	Ford Police Interceptor Sedan, 2013-2018	577.00
	VXFT11**	Ford Police Interceptor Sedan, 2013-2018 with Smoked Lens	598.00
	VMFX11**	Ford Police Interceptor Utility, 2013-2018	577.00
	VXFX11**	Ford Police Interceptor Utility, 2013-2018 with Smoked Lens	598.00
Pan & Tilt™ Super-LED® Spotlight			
	PT360P	Permanent Mount with Wired Control	1015.00
	PT360PW	Permanent Mount with Wireless Control	1061.00
	PT360F	Flange Mount with Wired Control	1015.00
	PT360FW	Flange Mount with Wireless Control	1061.00
PAR-36 Super-LED® Floodlights and Spotlights			
	P36SLC	PAR-36, 12/24 VDC, Replacement	194.00
	P36SLCHG	PAR-36, 12/24 VDC, Combination Spotlight/Floodlight. Includes Rubber Swivel Housing with Stainless Steel Bracket and Hardware	218.00
	P36HHS	PAR-36, Super-LED® Hand Held Combination Spotlight/Floodlight, 12/24 VDC, Includes Cigar Cord, On/Off Switch and Magnet	410.00



Flashers & Lighthead



All models are 12 Volt D.C. only unless otherwise noted above. For other voltages contact factory.


* Replace symbol in model number with letter indicating lens color or LED color desired: A = Amber; B = Blue; C = Clear/White; R = Red; G = Green

Replace symbol in model number with letter indicating SPLIT lens or LED color desired: D = Red/Clear or White; E = Blue/Clear or White; F = Amber/Clear or White; H = Green/Clear or White, J = Red/Blue; K = Red/Amber; L = Red/Green; M = Blue/Amber † (to be discontinued, check availability) †† NCNR (special order, check availability, non-cancelable, non-returnable) ! Indicate length desired: 5 foot, 6 foot, 7 foot or 8 foot \$ Indicates Lower Price

AUTOMOTIVE LIST PRICE

No. PL18.0WL

EFFECTIVE: December 20, 2017 VOID: June 28, 2018

↓  - NCNR (special order, non-cancelable, non-returnable, check availability). See "Made-To-Order" Statement on Table of Contents Page of this Price List.

MODEL DESCRIPTION LIST

PAR-36 Round Super-LED® Work Light, Cast Aluminum and Includes Pedestal/Swivel Mount, Standard.

3PC0C0CD	White, Intensity Level 3, Deutsch® Connector	359.00
PAR-36 Round Super-LED® Work Light with Pedestal/Swivel Mount , Built-in On/Off Switch and Removable "T" Handle.		
PFBP12	12 Super-LED® Floodlight, Black Housing	442.00
PFBP12C	12 Super-LED® Floodlight, Black Housing with Chrome Rear Cover	453.00
PFBP6	6 Super-LED® Floodlight, Black Housing	376.00
PFBP6C	6 Super-LED® Floodlight, Black Housing with Chrome Rear Cover	386.00
PSBP12	12 Super-LED® Spotlight, Black Housing	442.00
PSBP12C	12 Super-LED® Spotlight, Black Housing with Chrome Rear Cover	453.00
PSBP6	6 Super-LED® Spotlight, Black Housing	376.00
PSBP6C	6 Super-LED® Spotlight, Black Housing with Chrome Rear Cover	386.00

PAR-36 Round Super-LED® Work Light with Stud/Swivel Mount.

PFBS12	12 Super-LED® Floodlight, Black Housing	298.00
PFBS12C	12 Super-LED® Floodlight, Black Housing with Chrome Rear Cover	309.00
PFBS6	6 Super-LED® Floodlight, Black Housing	234.00
PFBS6C	6 Super-LED® Floodlight, Black Housing with Chrome Rear Cover	244.00
PSBS12	12 Super-LED® Spotlight, Black Housing	298.00
PSBS12C	12 Super-LED® Spotlight, Black Housing with Chrome Rear Cover	309.00
PSBS6	6 Super-LED® Spotlight, Black Housing	234.00
PSBS6C	6 Super-LED® Spotlight, Black Housing with Chrome Rear Cover	244.00
PFBS6S	6 Super-LED® Floodlight, Black Housing with Switch	234.00
PFBS12S	12 Super-LED® Floodlight, Black Housing with Switch	298.00
PSBS6S	6 Super-LED® Spotlight, Black Housing with Switch	234.00
PSBS12S	12 Super-LED® Spotlight, Black Housing with Switch	298.00

PAR-46 Super-LED® Steady-Burn Floodlights, Spotlights and Combination Spotlight and Warning Light

P46SLC	PAR-46, 12 VDC, Replacement, 2° Spotlight	260.00
P46SLCX	PAR-46, 12 VDC, Replacement, 2° Spotlight, with Smoked Lens	270.00
P46FL*	PAR-46, 12 VDC, Replacement, 8° Spotlight, Red, Blue, Amber or White (Steady-Burn)	260.00
P46FLCX	PAR-46, 12 VDC, Replacement, 8° Spotlight, with Smoked Lens	270.00
P46WL*	PAR-46, 12 VDC, Replacement, 20° High x 60° Wide Floodlight Pattern, Red, Blue, Amber or White (Steady-Burn)	260.00
P46WLCX	PAR-46, 12 VDC, Replacement, 20° High x 60° Wide Floodlight Pattern, with Smoked Lens	270.00
P46SLCHG	PAR-46, Spotlight 12 VDC, Includes Rubber Swivel Housing with Stainless Steel Bracket and Hardware	288.00
P46HHS	PAR-46, Super-LED® Hand Held Spotlight, 12 VDC, Includes Cigar Cord, On/Off Switch and Magnet	486.00
P46S2*	PAR-46, 12 VDC, Replacement, 8° Spotlight with Red or Blue Warning. For Unity® Spotlight Mounting Only. One Wire Control for Spot and Warning	343.00
P46S2X	PAR-46 12 VDC, Replacement, California Steady Red and 8° Spotlight, for Unity® Spotlight Mounting Only. One Wire Control of Steady Red and Spotlight Override	343.00
P46S2X2	PAR-46 12 VDC, Replacement, 8° Spot Light with California Steady Red, for Unity® Spot Light Mounting Only. One Wire Control of Spot light and Steady Red Override	343.00
P46S2*3	PAR-46, 12 VDC, Replacement, 8° Spotlight with Red or Blue Warning. For Unity® Spotlight Mounting. One Wire Color Control for Spot, Warning and Alternate Flash of Spot/Warning	343.00
P46S3*H	PAR-46, 12 VDC, 8° Spotlight with Red or Blue Warning. Includes Rubber Swivel Housing with Stainless Steel Bracket and Hardware. Independent Control of Spotlight and Warning Light with Spot Light Override	371.00

Perimeter Enhancement Light, Super-LED®, Steady White.

PELCC	Chrome Flange, White	210.00
PELCB	Black Flange, White	210.00

Pioneer Micro™ Series, Super-LED® Work/Scene Light, Includes Mounting Bracket and 3 Additional Interchangeable Optic Lenses.

MPBW	Bail/Stud Mount, White Housing	421.00
MPBB	Bail/Stud Mount, Black Housing	421.00
MPPW	Low Profile Pedestal/Swivel Mount, White Housing	599.00
MPPWCS	Low Profile Pedestal/Swivel Mount, White Housing with Chrome Cover and On/Off Switch	619.00
MPPB	Low Profile Pedestal/Swivel Mount, Black Housing	599.00
MPPBBS	Low Profile Pedestal/Swivel Mount, Black Housing with Black Cover and On/Off Switch	599.00
MPPBCS	Low Profile Pedestal/Swivel Mount, Black Housing with Chrome Cover and On/Off Switch	619.00
MPRW	Straight Recessed Mount, White	516.00
MPRB	Straight Recessed Mount, Black	516.00
MPR15W	15 Degree Recessed Mount, White	516.00
MPR15B	15 Degree Recessed Mount, Black	516.00
NPBKT2	2015-2018 Ford F-150 Pillar/Hood Mount Bracket for Micro Pioneer™ Bail/Stud Mount or Nano™ Pioneer Bail Mount	109.00

Pioneer Nano™ NP Series, Includes Bail Mount, Two Interchangeable Lenses (8° and 40° X 20°) and a 6' Harness.

NP3BW	3-LED, with Bail Mount, White	208.00
NP3BB	3-LED, with Bail Mount, Black	208.00

Flashers & Lighthoods



NP6BW	6-LED, with Bail Mount, White	260.00
NP6BB	6-LED, with Bail Mount, Black	260.00
NPBKT2	2015-2018 Ford F-150 Pillar/Hood Mount Bracket for Micro Pioneer™ Bail/Stud Mount or Nano™ Pioneer Bail Mount	109.00

Pioneer™ Series and Pioneer Plus™ Series, White Housing, 12 VDC unless noted, Super-LED® Flood/Spot Lights. Requires Optional Mounting Kit Purchased Separately, Unless Specified. For Black Housing, Add a "B" to the End of the Model Number, Contact Factory for Availability.

PFH1	Single Pioneer Plus™ Floodlight	858.00
PCH1	Single Panel Pioneer Plus™ Combination Flood/Spot with Proclera™ Silicone Optics	858.00
PFH2	Dual Panel Pioneer Plus™ Floodlight	1497.00
PCH2	Dual Panel Pioneer Plus™ Combination Flood/Spot with Proclera™ Silicone Optics	1497.00
PF1AC	Single Panel Pioneer Plus™ Floodlight, 115 VAC, UL® Listed	1030.00
PSP1AC	Single Panel Pioneer Plus™, Spot Light, 8°, 115 VAC, UL® Listed	1030.00
PSP1ALP	PSP1AC with Low Profile Pedestal/Swivel Mount, 115 VAC, UL® Listed	1186.00
PF2AC	Dual Panel Pioneer Plus™ Floodlight, 115 VAC, UL® Listed	1787.00
PCP2AFS	Dual Panel Pioneer Plus™ Combination Flood (Left)/Spotlight (Right), 115 VAC, UL® Listed	1787.00
PCP2ASF	Dual Panel Pioneer Plus™ Combination Spot (Left)/Floodlight (Right), 115 VAC, UL® Listed	1787.00
PCP3	Pioneer Plus™ Max Combination Flood and 8° Spotlight	1920.00
PCP3A	Pioneer Plus™ Max Combination Flood and 8° Spotlight, 115 VAC, UL® Listed	1920.00

Options for Pioneer™ & Pioneer Plus™ Series, For Black Housing, Add a "B" to the End of the Model Number, Contact Factory for Availability.

PBA106U	Universal Bail Mount Bracket (Vertical or Horizontal), White, For Single Pioneer™ (PFA1/PFP1)	101.00
PBH106U	Universal Bail Mount Bracket (Vertical or Horizontal), White, For Single Pioneer™ PFH1/PCH1	101.00
PBA206U	Universal Bail Mount Bracket (Vertical or Horizontal), White, For Dual Pioneer™ (PFA2/PFP2)	115.00
PBH206U	Universal Bail Mount Bracket (Vertical or Horizontal), White, For Dual Pioneer™ PFH2/PCH2	115.00
PH1LPED	NEW Low Profile Pedestal/Swivel Mount for PFH1 or PCH1, White. (Replaces PFH1LP when used with PFH1). Only Available when Purchased with a PFH1 or PCH1 Pioneer™	156.00
PBA103	Semi-Recess Housing with Chrome Flange, Mounts Single Pioneer™ (PFA1/PFP1) Straight or at a 15° Angle	315.00
PBH103	Semi-Recess Housing with Chrome Flange, Mounts Single Pioneer™ (PFH1/PCH1) Straight or at a 15° Angle	315.00
PBA203	Semi-Recess Housing with Chrome Flange, Mounts Dual Pioneer™ (PFA2/PFP2) Straight or at a 15° Angle	342.00
PBH203	Semi-Recess Housing with Chrome Flange, Mounts Dual Pioneer™ (PFH2/PCH2) Straight or at a 15° Angle	342.00
PBAINTC	Brow Mount Brackets, Center Mount for International 4300, 4400, 7400 and Terrastar Chassis (Dual Pioneer™ Only)	163.00
PBHINTC	Brow Mount Brackets, Center Mount for International 4300, 4400, 7400 and Terrastar Chassis PFH2/PCH2 Only	163.00
PFLASH	Flasher with Steady-Burn Override, Multiple Flash Patterns	109.00

Pioneer™ and Pioneer Plus™ Series, Includes Handle and Pole/Pedestal Mount Adapter, (Pole or Pedestal Purchased Separately), White Housing, 12 VDC unless noted, Super-LED® Flood/Spot Lights. For Black Housing, Add a "B" to the End of the Model Number, Contact Factory for Availability.

PFH1P	Single Panel Pioneer Plus™ with Pole/Pedestal Mount Adapter	1100.00
PFH1P1	Single Panel Pioneer Plus™ with Pole/Pedestal Mount Adapter and On/Off Switch	1126.00
PFH2P	Dual Panel Pioneer Plus™ with Pole/Pedestal Mount Adapter	1741.00
PFH2P1	Dual Panel Pioneer Plus™ with Pole/Pedestal Mount Adapter and On/Off Switch	1766.00
PSP1AP	Single Panel Pioneer Plus™, 8° Spotlight, 115 VAC, UL® Listed with Pole/Pedestal Mount Adapter	1186.00
PSP1AP1	Single Panel Pioneer Plus™, 8° Spotlight, 115 VAC, UL® Listed with Pole/Pedestal Mount Adapter and On/Off Switch	1213.00
PCH1P	Single Panel Pioneer™ with Pole/Pedestal Mount Adapter, Combination Flood/Spot with Proclera™ Silicone Optics	1100.00
PCH1P1	Single Panel Pioneer™ with Pole/Pedestal Mount Adapter and On/Off Switch, Combination Flood/Spot with Proclera™ Silicone Optics	1126.00
PCH2P	Dual Panel Pioneer™ with Pole/Pedestal Mount Adapter, Combination Flood/Spot with Proclera™ Silicone Optics	1741.00
PCH2P1	Dual Panel Pioneer™ with Pole/Pedestal Mount Adapter and On/Off Switch, Combination Flood/Spot with Proclera™ Silicone Optics	1766.00
PFP1AP	Single Panel Pioneer Plus™, 115 VAC, with Pole/Pedestal Mount Adapter	1273.00
PFP1AP1	Single Panel Pioneer Plus™, 115 VAC, with Pole/Pedestal Mount Adapter and On/Off Switch	1299.00
PFP2AP	Dual Panel Pioneer Plus™, 115 VAC, with Pole/Pedestal Mount Adapter	2029.00
PFP2AP1	Dual Panel Pioneer Plus™, 115 VAC, with Pole/Pedestal Mount Adapter and On/Off Switch	2056.00
PBAPEDD	Pedestal Mount Kit for Pioneer™ with Pole/Pedestal Mount Adapter	316.00
PBAPEDDL	Locking Pedestal Mount Kit for Pioneer™ with Pole/Pedestal Mount Adapter	373.00
PBAPEDA	Pedestal Mount Kit for 115 VAC Pioneer™ with Pole/Pedestal Mount Adapter	316.00
PBAPEDAL	Locking Pedestal Mount Kit for 115 VAC Pioneer™ with Pole/Pedestal Mount Adapter	373.00
PCP2AP	Dual Panel Pioneer Plus™ Combination Flood/8° Spotlight, 115 VAC, UL® Listed with Pole/Pedestal Mount Adapter	2056.00
PCP2AP1	Dual Panel Pioneer Plus™ Combination Flood/8° Spotlight, 115 VAC, UL® Listed with Pole/Pedestal Mount Adapter and On/Off Switch	2056.00

All models are 12 Volt D.C. only unless otherwise noted above. For other voltages contact factory.

* Replace symbol in model number with letter indicating lens color or LED color desired: **A** = Amber; **B** = Blue; **C** = Clear/White; **R** = Red; **G** = Green

Replace symbol in model number with letter indicating SPLIT lens or LED color desired: **D** = Red/Clear or White; **E** = Blue/Clear or White; **F** = Amber/Clear or White; **H** = Green/Clear or White; **J** = Red/Blue; **K** = Red/Amber; **L** = Red/Green; **M** = Blue/Amber † (to be discontinued, check availability) **††** NCNR (special order, check availability, non-cancelable, non-returnable) **!** Indicate length desired: 5 foot, 6 foot, 7 foot or 8 foot **\$** Indicates Lower Price

Flashers & Lightheads



AUTOMOTIVE LIST PRICE

No. PL18.0WL

EFFECTIVE: December 20, 2017 VOID: June 28, 2018

↓ - NCNR (special order, non-cancelable, non-returnable, check availability). See "Made-To-Order" Statement on Table of Contents Page of this Price List.

MODEL DESCRIPTION LIST

PCP3P	Pioneer Plus Max™ Combination Flood and 8° Spotlight with Pole/Pedestal Mount Adapter	2076.00
PCP3P1	Pioneer Plus Max™ Combination Flood and 8° Spotlight with Pole/Pedestal Mount Adapter and On/Off Switch	2103.00
PCP3AP	Pioneer Plus Max™ Combination Flood and 8° Spotlight, 115 VAC, UL® Listed with Pole/Pedestal Mount Adapter	2076.00
PCP3AP1	Pioneer Plus Max™ Combination Flood and 8° Spotlight, 115 VAC, UL® Listed with Pole/Pedestal Mount Adapter and On/Off Switch	2103.00

Pioneer Quad™, 4 Panel, 115 VAC Floodlight and Combination Flood/Spotlight

PF4AWB	Pioneer Quad™, Flood, 115 VAC, UL® Listed with Bail Mount Bracket	2821.00
PF4AWP	Pioneer Quad™, Flood, 115 VAC, UL® Listed with Pole/Pedestal Mount Adapter	3278.00
PF4AWP1	Pioneer Quad™, Flood, 115 VAC, UL® Listed with Pole/Pedestal Mount Adapter and 1 Switch	3304.00

Pioneer™ Series & Pioneer Plus™ Series, Lightbar Mount, Super-LED® Flood/Spot Lights. Includes Permanent Mounting Feet, White Flood/Spot Mounting Bracket and Flasher with Scan-Lock™ Flash Patterns, Including Steady Burn. Factory Installed on Freedom IV Lightbars Only. Lightbar Purchased Separately and May Prevent the Use of Other Options. Freight Surcharge May Apply. For Black Housing, Add a "B" to the End of the Model Number, Contact Factory for Availability.

PFH1F41	1 Single PFH1 Pioneer™ Center Mounted for 55" and Up, Floodlight	1641.00
PFH1F42	2 Single PFH1 Pioneer™s with Mounting Brackets for 72" and Up, Floodlight	2719.00
PFH2F41	1 Dual PFH2 Pioneer™ Center Mounted for 55" and Up, Floodlight	2333.00
PCH2F41	1 Dual PCH2 Pioneer™ Center Mounted for 55" and Up, Combination Flood/Spot with Proclera™ Silicone Optics	2333.00
PFH2F42	2 Dual PFH2 Pioneer™s with Mounting Brackets for 72" and Up, Floodlight	4209.00
PCH2F42	2 Dual PCH2 Pioneer™s with Mounting Brackets for 72" and Up, Combination Flood/Spot with Proclera™ Silicone Optics	4209.00
PCH1F41	1 Single PCH1 Pioneer™ Center Mount for 55" and Up, Combination Flood/Spot with Proclera™ Silicone Optics	1641.00
PCH1F42	2 Single PCH1 Pioneer™s with Mounting Brackets for 72" and Up, Combination Flood/Spot with Proclera™ Silicone Optics	2719.00

Pole Assemblies. For Pole Assemblies, See Separate Pole Assemblies Price List. Freight Surcharge May Apply.

0	For Pole Assemblies, See Separate Pole Assemblies Price List	
---	--	--

Pioneer Plus™ Surface Mount Single and Dual Flood/Spot Combination

PCPSM1C	Single Panel, Combination Flood/Spot, Chrome Flange	832.00
PCPSM1B	Single Panel, Combination Flood/Spot, Black Flange	832.00
PCPSM1AC	Single Panel, Combination Flood/Spot, 115 VAC, UL® Listed, Chrome Flange	977.00
PCPSM1AB	Single Panel, Combination Flood/Spot, 115 VAC, UL® Listed, Black Flange	977.00
PCPSM2C	Dual Panel, Combination Flood/Spot, Chrome Flange	1612.00
PCPSM2B	Dual Panel, Combination Flood/Spot, Black Flange	1612.00
PCPSM2AC	Dual Panel, Combination Flood/Spot, 115 VAC, UL® Listed, Chrome Flange	1902.00
PCPSM2AB	Dual Panel, Combination Flood/Spot, 115 VAC, UL® Listed, Black Flange	1902.00

Pioneer SlimLine™ Series, 12 VDC, Super-LED®. Standard Spotlight includes Interchangeable Flood/Flood Lens and the PSL2 also Includes a Combination Flood/Spot Light Lens.

PSL1B	Single Panel, Bail/Stud Mount, White Housing	421.00
PSL1BB	Single Panel, Bail/Stud Mount, Black Housing	421.00
PSL1P	Single Panel, Low Profile Pedestal/Swivel Mount, White Housing	572.00
PSL1PB	Single Panel, Low Profile Pedestal/Swivel Mount, Black Housing	572.00
PSL1R	Single Panel, Semi-Recessed, Chrome Flange Mount, White Housing	485.00
PSL1RB	Single Panel, Semi-Recessed, Chrome Flange Mount, Black Housing	485.00
PSL1R5	Single Panel, Semi-Recessed 15° Angle Chrome Flange Mount, White Housing	485.00
PSL1R5B	Single Panel, Semi-Recessed 15° Angle Chrome Flange Mount, Black Housing	485.00
PSL2B	Dual Panel, Bail/Stud Mount, White Housing	858.00
PSL2BB	Dual Panel, Bail/Stud Mount, Black Housing	858.00
PSL2P	Dual Panel, Low Profile Pedestal/Swivel Mount, White Housing	1015.00
PSL2PB	Dual Panel, Low Profile Pedestal/Swivel Mount, Black Housing	1015.00
PSL2R	Dual Panel, Semi-Recessed, Chrome Flange Mount, White Housing	858.00
PSL2RB	Dual Panel, Semi-Recessed, Chrome Flange Mount, Black Housing	858.00
PSL2R5	Dual Panel, Semi-Recessed 15° Angle Chrome Flange Mount, White Housing	858.00
PSL2R5B	Dual Panel, Semi-Recessed 15° Angle Chrome Flange Mount, Black Housing	858.00



Pioneer SlimLine™ Brow Mount Series, 12 VDC, Super-LED®. Standard Spotlight includes Interchangeable Flood/Flood and Combination Flood/Spot Lenses.

PSL2	Dual Panel, White Housing, Mounting Purchased Separately	858.00
PSL2BLK	Dual Panel, Black Housing, Mounting Purchased Separately	858.00

Pioneer Summit™ Series Light Array, Black Housing (Replace the Last "B" in the Model Number with "W" for a White Housing), 12/24 VDC, Super-LED®

S86MB	NEW 86" Separate Control of Scene, Flood, and Spot Lights with Built-in Amber Marker Lights	4525.00
S86MAB	NEW 86" Separate Control of Scene, Flood, and Four Amber Warning Lights (Requires Remote Flasher Purchased Separately) with Built-in Amber Marker Lights	4525.00
S86MBB	NEW 86" Separate Control of Scene, Flood, and Four Blue Warning Lights (Requires Remote Flasher Purchased Separately) with Built-in Amber Marker Lights	4525.00



Flashers & Lightheads

Flashers & Lightheads

S86MJB	NEW 86" Separate Control of Scene, Flood, and Two Red and Two Blue Warning Lights (Requires Remote Flasher Purchased Separately) with Built-in Amber Marker Lights	4525.00
S86MRB	NEW 86" Separate Control of Scene, Flood, and Four Red Warning Lights (Requires Remote Flasher Purchased Separately) with Built-in Amber Marker Lights	4525.00
S72MB	NEW 72" Separate Control of Scene, Flood, and Spot Lights with Built-in Amber Marker Lights	3829.00
S72MAB	NEW 72" Separate Control of Scene, Flood, and Four Amber Warning Lights (Requires Remote Flasher Purchased Separately) with Built-in Amber Marker Lights	3829.00
S72MBB	NEW 72" Separate Control of Scene, Flood, and Four Blue Warning Lights (Requires Remote Flasher Purchased Separately) with Built-in Amber Marker Lights	3829.00
S72MJB	NEW 72" Separate Control of Scene, Flood, and Two Red and Two Blue Warning Lights (Requires Remote Flasher Purchased Separately) with Built-in Amber Marker Lights	3829.00
S72MRB	NEW 72" Separate Control of Scene, Flood, and Four Red Warning Lights (Requires Remote Flasher Purchased Separately) with Built-in Amber Marker Lights	3829.00
S58MB	NEW 58" Separate Control of Scene, Flood, and Spot Lights with Built-in Amber Marker Lights	2485.00
S58MAB	NEW 58" Separate Control of Scene, Flood, and Four Amber Warning Lights (Requires Remote Flasher Purchased Separately) with Built-in Amber Marker Lights	2485.00
S58MBB	NEW 58" Separate Control of Scene, Flood, and Four Blue Warning Lights (Requires Remote Flasher Purchased Separately) with Built-in Amber Marker Lights	2485.00
S58MJB	NEW 58" Separate Control of Scene, Flood, and Two Red and Two Blue Warning Lights (Requires Remote Flasher Purchased Separately) with Built-in Amber Marker Lights	2485.00
S58MRB	NEW 58" Separate Control of Scene, Flood, and Four Red Warning Lights (Requires Remote Flasher Purchased Separately) with Built-in Amber Marker Lights	2485.00
S44MB	NEW 44" Separate Control of Scene, Flood, and Spot Lights with Built-in Amber Marker Lights	1944.00
S44MAB	NEW 44" Separate Control of Scene, Flood, and Two Amber Warning Lights (Requires Remote Flasher Purchased Separately) with Built-in Amber Marker Lights	1944.00
S44MBB	NEW 44" Separate Control of Scene, Flood, and Two Blue Warning Lights (Requires Remote Flasher Purchased Separately) with Built-in Amber Marker Lights	1944.00
S44MJB	NEW 44" Separate Control of Scene, Flood, and One Red and One Blue Warning Lights (Requires Remote Flasher Purchased Separately) with Built-in Amber Marker Lights	1944.00
S44MRB	NEW 44" Separate Control of Scene, Flood, and Two Red Warning Lights (Requires Remote Flasher Purchased Separately) with Built-in Amber Marker Lights	1944.00
S30MB	NEW 30" Separate Control of Scene, Flood, and Spot Lights with Built-in Amber Marker Lights	1346.00
S30MAB	NEW 30" Separate Control of Scene, Flood, and Two Amber Warning Lights (Requires Remote Flasher Purchased Separately) with Built-in Amber Marker Lights	1346.00
S30MBB	NEW 30" Separate Control of Scene, Flood, and Two Blue Warning Lights (Requires Remote Flasher Purchased Separately) with Built-in Amber Marker Lights	1346.00
S30MJB	NEW 30" Separate Control of Scene, Flood, and One Red and One Blue Warning Lights (Requires Remote Flasher Purchased Separately) with Built-in Amber Marker Lights	1346.00
S30MRB	NEW 30" Separate Control of Scene, Flood, and Two Red Warning Lights (Requires Remote Flasher Purchased Separately) with Built-in Amber Marker Lights	1346.00
S161MB	NEW 16" Wide Flood Light with Built-in Amber Marker Light	825.00
S162MB	NEW 16" Spot Light with Built-in Amber Marker Light	825.00
S091MB	NEW 9" Wide Flood Light with Built-in Amber Marker Light	429.00
S092MB	NEW 9" Spot Light with Built-in Amber Marker Light	429.00

Options for Pioneer Summit™ Series (Replace the Last "B" in the Model Number with "W" for a White Bracket)

SUBKT1B	NEW Universal "L" Mounting Brackets for 9" to 44" Models, Black, No Charge when Purchased with the Pioneer Summit™	
SUBKT2B	NEW Universal "L" Mounting Brackets for 58" to 86" Models, Black, No Charge when Purchased with the Pioneer Summit™	
SUCBL1	NEW 1' Cable, Two Cables Required for 30" and Longer Models, Each	29.00
SUCBL15	NEW 15' Cable, Two Cables Required for 30" and Longer Models, Each	92.00

Pioneer LiFe™ Battery Operated Portable Area Light Series, Includes Intelligent Inductive Charger™ and Floodlight Lens (Interchangeable Spotlight Lens Supplied)

LF35	\$ 12 VDC, Rechargeable LiFePO Battery, 3500 Usable Lumens	1325.00
LF35A	\$ 115 - 240 VAC, Rechargeable LiFePO Battery, with Standard NEMA Plug for U.S., 3500 Usable Lumens	1425.00
LF35E	\$ 240 VAC, Rechargeable LiFePO Battery, with CEE7 Plug for Europe, 3500 Usable Lumens	1425.00
LF35BASE	Optional Non-Charging Base Only	99.00
LF35CB12	Optional 12 VDC, Charging Base Only	369.00
LF35CBAC	Optional 115 - 240 VAC, Charging Base Only, with Standard NEMA Plug for U.S.	469.00
LF35CBAE	Optional 240 VAC, Charging Base Only, with CEE7 Plug for Europe	469.00
LF28	NEW 12 VDC, Rechargeable LiFePO Battery, 2800 Usable Lumens	1225.00
LA28	NEW 12 VDC, Rechargeable Lead Acid Battery, 2800 Usable Lumens	999.00
LF28A	NEW 115 - 240 VAC, Rechargeable LiFePO Battery, with Standard NEMA Plug for U.S., 2800 Usable Lumens	1325.00
LA28A	NEW 115 - 240 VAC, Rechargeable Lead Acid Battery, with Standard NEMA Plug for U.S., 2800 Usable Lumens	1099.00
LF35TPM	NEW Optional Pole Mount Adapter with LF35BASE, fits 1-1/8" Pole	125.00

SideKick™ Super-LED® Fender Lights, Black Housing, Includes Driver and Passenger Side Housing with ION™ Lightheads. Available in Red, Blue, Amber and/or White.

SK01**	Ford Police Interceptor Sedan, 2013-2018	504.00
--------	--	--------



All models are 12 Volt D.C. only unless otherwise noted above. For other voltages contact factory.

* Replace symbol in model number with letter indicating lens color or LED color desired: **A** = Amber; **B** = Blue; **C** = Clear/White; **R** = Red; **G** = Green

Replace symbol in model number with letter indicating SPLIT lens or LED color desired: **D** = Red/Clear or White; **E** = Blue/Clear or White; **F** = Amber/Clear or White; **H** = White; **J** = Red/Blue; **K** = Red/Amber; **L** = Red/Green; **M** = Blue/Amber † (to be discontinued, check availability) **††** NCNR (special order, check availability, non-cancelable, non-returnable) ! Indicate length desired: 5 foot, 6 foot, 7 foot or 8 foot \$ Indicates Lower Price

AUTOMOTIVE LIST PRICE

No. PL18.0WL

EFFECTIVE: December 20, 2017 VOID: June 28, 2018

↓ †† - NCNR (special order, non-cancelable, non-returnable, check availability). See "Made-To-Order" Statement on Table of Contents Page of this Price List.

Flashers & Lightheads

MODEL	DESCRIPTION	LIST
SK01JJ	Ford Police Interceptor Sedan, 2013-2018, Two Split Red/Blue Lightheads	504.00
SK01V3**	Ford Police Interceptor Sedan, 2013-2018, V-Series Lighthead with 180° Warning, Take Down and Puddle Light Combination, Red, Blue, Amber or White Warning	682.00
SK01W**	Ford Police Interceptor Sedan, 2013-2018, Wide Angle	504.00
SK01WJJ	Ford Police Interceptor Sedan, 2013-2018, Two Split Red/Blue Lightheads, Wide Angle	504.00
XK01**	Ford Police Interceptor Sedan, 2013-2018 with Smoked Lens	525.00
XK01JJ	Ford Police Interceptor Sedan, 2013-2018, Two Split Red/Blue Lightheads with Smoked Lens	525.00
XK01V3**	Ford Police Interceptor Sedan, 2013-2018, V-Series Lighthead with 180° Warning, Take Down and Puddle Light Combination, Red, Blue, Amber or White Warning with Smoked Lens	702.00
XK01W**	Ford Police Interceptor Sedan, 2013-2018, Wide Angle with Smoked Lens	525.00
XK01WJJ	Ford Police Interceptor Sedan, 2013-2018, Two Split Red/Blue Lightheads, Wide Angle with Smoked Lens	525.00
Strip-Lite™ Super-LED® 5mm LED Series, Surface Mount, Color LEDs with Color Outer Lens.		
PS*00F*R	5mm, Red or Amber, 14 Flash Patterns including Steady-Burn	132.00
PSB00FBR	5mm, Blue, 14 Flash Patterns including Steady-Burn	234.00
PSC00FCR	5mm, White, 14 Flash Patterns including Steady-Burn	357.00
PSR00XRR	5mm, Brake/Tail, with 2 Flash Patterns	145.00
PSRASXCR	5mm, Brake/Tail with Amber Turn Signal	145.00
PSTANK	5mm, Water Tank Status Light, Steady-Burn Green, Blue, Amber & Red LEDs. Requires Customer-Supplied Sensors	237.00
PSC0ADCR	Super-LED® Compartment Light, Intensity Level 2, Frosted Lens	91.00
PSC0CDCR	Super-LED® Compartment Light, Intensity Level 3, Frosted Lens	138.00
PSBKT451	45° Mounting Bracket for 1 Strip-Lite™ Compartment Light	23.50
PSBKT1	Guard for use with or without Single Angle Bracket	34.00
TIR3™ & LIN3™ Series Super-LED® Lightheads, Surface Mount, Color Super-LED® with Clear Outer Lens, 3.5" W x 1.1" H x 1.2" D. Includes Black Flange. Scan-Lock™ Flash Patterns including Steady-Burn and Synchronize Feature.		
RS*02ZCR	\$ LIN3™, Horizontal Mounting, Red, Blue, Amber or White	90.00
RS*03ZCR	\$ TIR3™, Horizontal Mounting, Red, Blue, Amber or White	90.00
RV*03ZCR	\$ TIR3™, Vertical Mounting, Red, Blue, Amber or White	90.00
LINZ6™ & LINV2™ V-Series™ Linear Super-LED® Lightheads, Surface Mount, Color Super-LED® with Clear Outer Lens, 4" W x 2" H x 1-9/16" D, Includes Black Flange. Scan-Lock™ Flash Patterns Including Steady-Burn and Synchronize Feature.		
LINV2*	V-Series™, Combination 180° Warning and Puddle Light with Scan-Lock™ Warning Flash Patterns, Red, Blue, Amber or White Warning	235.00
LINSV2*	V-Series™, Combination 180° Warning and Puddle Light with Scan-Lock™ Flash Patterns for Under Surface Mounting, Red, Blue or Amber	245.00
LINV2*X	V-Series™, Combination 180° Warning and Puddle Light with Scan-Lock™ Warning Flash Patterns, Red, Blue, Amber or White Warning with Smoked Lens	245.00
LINSV2*X	V-Series™, Combination 180° Warning and Puddle Light with Scan-Lock™ Flash Patterns for Under Surface Mounting, Red, Blue or Amber Warning with Smoked Lens	255.00
LINZ6*	Horizontal Mount, Red, Blue, Amber or White	156.00
LINZ6#	Split Color, Clear Lens, Red/Amber, Amber/White, Red/Blue or Red/White Only, Horizontal Mount	162.00
LINZ61	Horizontal Mount, Amber/Amber Split	163.00
LINZ62	Horizontal Mount, Blue/Blue Split	163.00
LINZ65	Horizontal Mount, Red/Red Split	163.00
Options for TIR3™, LIN3™, LINZ6™ & LINV2™ V-Series™ Linear Series Super-LED®		
RFLANGCD	Optional, Deep, Chrome-Plated Mounting Flange Kit (Not for Use with LINV2™ Series)	16.50
RFLANGEC	Optional Chrome-Plated Mounting Flange Kit	16.50
RFLANGEA	Optional Cast Aluminum Mounting Flange Kit (Not for Use with LINV2™ Series)	29.50
RFLANG2B	Optional Black, Dual Surface Mount Flange Kit for Two Lightheads	14.50
RFLANG2C	Optional Chrome-Plated, Dual Surface Mount Flange Kit for 2 Lightheads	19.50
LINZ6FC	Optional Deep Chrome-Plated Mounting Flange Kit (Not for Use with LINV2™ Series)	16.50
RGROMMET	Grommet Mount Kit	7.15
†† L6BKT2	Optional Dodge Charger Trunk Mount Bracket for Two LINZ6™ Lightheads, Pair	22.50
L6BKT3	Optional 46 Degree Push Bumper Bracket, Each	15.50
LSVBKT45	Chevy Tahoe/Suburban, 2015-2018, Under-the-Side View Mirror Mount for two LINSV2™ Series Sold Separately, Pair	24.50
LSVBKT13	Chevy Silverado 1500/2500, 2014-2018, Under-the-Side View Mirror Mount for Two LINSV2™ Series Sold Separately, Pair	24.50
LSVBKT35	Dodge Charger, 2011-2018, Under-the-Side View Mirror Mount for Two LINSV2™ Series Sold Separately, Pair (When Used with Mirror Beam™s, Housing Modification maybe Required)	24.50
LSVBKT44	Dodge Durango, 2013-2018, Under-the-Side View Mirror Mount for Two LINSV2™ Series Sold Separately, Pair	24.50
LSVBKT42	Dodge Ram 1500, 2011-2018, Under-the-Side View Mirror Mount for Two LINSV2™ Series Sold Separately, Pair	24.50
LSVBKT47	Ford F-150, 2015-2018, Under-the-Side View Mirror Mount for Two LINSV2™ Series Sold Separately, Pair	24.50



	LSVBKT34	Ford Police Interceptor Utility 2013-2018, Under-the-Side View Mirror Mount for Two LINSV2™ Series Sold Separately, Pair (For use with Ford's Factory Side Marker LED Side View Mirror Option)	24.50
	LSVBKT38	Ford Police Interceptor Sedan 2013-2018, Under-the-Side View Mirror Mount for Two LINSV2™ Series Sold Separately, Pair	24.50
	RBKT1	Optional "L" Mounting Bracket for 1 Lighthouse (Consider Using LIN3™ Mounting Flange when used with LINZ6™, Purchased Separately and Not for Use with RV Series)	12.50
	RBKT2	Optional "L" Mounting Bracket for 2 Lighthoods (Consider Using LIN3™ Mounting Flange when used with LINZ6™, Purchased Separately and Not for Use with RV Series)	21.50
	RBKT4	Optional Swivel Mounting Bracket For 1 TIR3™ or LIN3™	38.00
	RBKT6	Optional License Plate Bracket for 2 Lighthoods, Horizontal Mount (Consider Using LIN3™ Mounting Flange when used with LINZ6™, Purchased Separately)	23.50
	RBKT7	Optional License Plate Bracket for 2 Lighthoods, Vertical Mount (Consider Using LIN3™ Mounting Flange when used with LINZ6™, Purchased Separately)	23.50
	RBKT10	Optional Trunk Mount Bracket for Dodge Charger, Pair	31.50
	RBKT14	Optional 2014-2018 Chevy Silverado 1500 / GMC 1500 Above the Rear Taillight Mounting Bracket, Pair (Consider Using LIN3™ Mounting Flange when used with LINZ6™, Purchased Separately)	63.00
	RBKT16	Optional Trunk Mount Bracket for 2013-2018 Ford Police Interceptor Sedan, Pair	31.50
	RBKT17	Optional 2014-2018 Dodge Ram Above the Rear Taillight Mounting Bracket, Pair (Consider LIN3™ Mounting Flange, Purchased Separately)	63.00
	RBKT18	Optional 2015-2018 Ford F-150 Above the Rear Taillight Mounting Bracket, Pair	63.00
	RBKT19	Optional 2015-2018 Ford F-150 Below the Rear Taillight Mounting Bracket, Pair	63.00
	RBKTHD1	Harley-Davidson®, 2008-2018 Road King® Side Cowl Mounting Kit, for use with 1 Lighthouse, Stainless Steel, Includes RFLANGEC, Each	19.50
	RBKTHD2	Harley-Davidson®, 2008-2018 Road King® Side (Saddle Bag) Crash Bar Mounting Kit, for use with 2 Lighthoods, Stainless Steel, Includes RFLANG2C, Each	33.50
††	RBKTHD4L	Harley-Davidson®, 2008-2018 Road King®, Under Radio Box Mounting Kit, for use with 1 Lighthouse, Stainless Steel, Includes RFLANGEC, Road Side, Each	19.50
††	RBKTHD4R	Harley-Davidson®, 2008-2018 Road King®, Under Radio Box Mounting Kit, for use with 1 Lighthouse, Stainless Steel, Includes RFLANGEC, Curb Side, Each	19.50
††	RBKTHD5	Harley-Davidson®, 2008-2018 Road King®, Under Headlight Mounting Kit, for use with 1 Lighthouse, Stainless Steel, Includes RFLANGEC, Each	27.50
††	RBKTHD6	Harley-Davidson®, 2008-2018 Road King®, Passing/Fog Light Mounting Kit, for use with 1 LINZ6™, LINV2™, TIR3™ or LIN3™ Lighthouse, Stainless Steel, Each	23.50
	RBKTHD7	2014-2018 Harley-Davidson® Electra Glide® Passing/Fog 90° Mount Kit for use with 1 LINZ6™, LINV2™, TIR3™ or LIN3™ Lighthoods, Stainless Steel, Each	28.00
	RBKTHD8	2014-2018 Harley-Davidson® Electra Glide® Passing/Fog 90° and 45° Mount Kit for use with 2 LINZ6™, LINV2™, TIR3™ or LIN3™ Lighthoods, Stainless Steel, Each	45.00

V23™ Series Super-LED® Surface Mount Lighthouse, Clear Outer Lens, 4-1/4" Long x 2-11/16" High x 1-1/2" Protrusion, with Flange.

	V23*TPB	Combination 180° Warning, Take-Down and Puddle Light Combination, Red, Blue, Amber or White Warning, Black Flange	282.00
	V23*TPC	Combination 180° Warning, Take-Down and Puddle Light Combination, Red, Blue, Amber or White Warning, Chrome Flange	287.00
	V23*TPBX	Combination 180° Warning, Take-Down and Puddle Light Combination, Red, Blue, Amber or White Warning with Smoked Lens, Black Flange	292.00
	V23*TPCX	Combination 180° Warning, Take-Down and Puddle Light Combination, Red, Blue, Amber or White Warning with Smoked Lens, Chrome Flange	297.00
	V23P20B	20° Angled Surface Mount Housing, Black	20.00
	V23P20C	20° Angled Surface Mount Housing, Chrome	27.00
	V23PEDB	Pedestal Mount Kit, Black	69.00
	V23PEDC	Pedestal Mount Kit, Chrome	75.00



Vertex™ Super-LED® Light, Single Self-Contained Lighthouse with 25 Scan-Lock™ Flash Patterns, Including Steady-Burn.

	VTX609*	\$ Omni Directional Lighthouse, Red, Blue, Amber or White, 9' Cable	119.00
	VTX609#	\$ Omni Directional Lighthouse, Split Color, Red, Blue, Amber and/or White, 9' Cable	124.00
	VTXD609*	\$ Directional Lighthouse, Includes Side Emitting Shield, Red, Blue, Amber or White, 9' Cable	119.00
	VTXD609#	\$ Directional Lighthouse, Includes Side Emitting Shield, Split Color, Red, Blue, Amber and/or White, 9' Cable	124.00
	VTX3609*	\$ 360° Side Emitter Lighthouse, Red, Blue, Amber or White, 9' Cable	119.00
	VTX3609#	\$ 360° Side Emitter Lighthouse, Split Color, Red, Blue, Amber and/or White, 9' Cable	124.00
	VTXFB	Flange Kit, Surface Mount, Black	8.70
	XTX609*	\$ Omni Directional Lighthouse, Red, Blue, Amber or White, 9' Cable with Smoked Lens	129.00
	VTXFC	Flange Kit, Surface Mount, Chrome	16.50
	XTX609#	\$ Omni Directional Lighthouse, Split Color, Red, Blue, Amber and/or White, 9' Cable with Smoked Lens	134.00
	XTXD609*	\$ Directional Lighthouse, Includes Side Emitting Shield, Red, Blue, Amber or White, 9' Cable with Smoked Lens	129.00
	XTXD609#	\$ Directional Lighthouse, Includes Side Emitting Shield, Split Color, Red, Blue, Amber and/or White, 9' Cable with Smoked Lens	134.00



Vertex™ VHB Series, For Factory Prepped FORD Interceptor Sedans and SUVs with 1" Hole in Headlight and Taillight Assemblies.

	VHB609*	\$ Red, Blue, Amber or White, 9' Cable and VHB Tape	119.00
--	---------	---	--------

All models are 12 Volt D.C. only unless otherwise noted above. For other voltages contact factory.

* Replace symbol in model number with letter indicating lens color or LED color desired: A = Amber; B = Blue; C = Clear/White; R = Red; G = Green

Replace symbol in model number with letter indicating SPLIT lens or LED color desired: D = Red/Clear or White; E = Blue/Clear or White; F = Amber/Clear or White; H = Green/Clear or White; J = Red/Blue; K = Red/Amber; L = Red/Green; M = Blue/Amber † (to be discontinued, check availability) †† NCNR (special order, check availability, non-cancelable, non-returnable) ! Indicate length desired: 5 foot, 6 foot, 7 foot or 8 foot \$ Indicates Lower Price

AUTOMOTIVE LIST PRICE

No. PL18.0WL

EFFECTIVE: December 20, 2017 VOID: June 28, 2018

↓ †† - NCNR (special order, non-cancelable, non-returnable, check availability). See "Made-To-Order" Statement on Table of Contents Page of this Price List.

MODEL	DESCRIPTION	LIST
VHB609#	\$ Split Color, Red, Blue, Amber and/or White, 9' Cable and VHB Tape	124.00

DOT Wing Plow Super-LED® Lighthead

Wing Plow Super-LED® Lighthead, Includes TIR3™ Super-LED® Encapsulated in a Cast Housing and 20' Cable.

WFLOW1A	Amber, for use when Wing Plow is in Use	218.00
WFLOW2A	Amber, for use when Wing Plow is Stowed	218.00
WFLOW3AA	Includes 1-WFLOW1A and 1-WFLOW2A	402.00
Wing Plow LINZ6 Super-LED® Lighthead , Encapsulated in a Cast Housing with 20' Cable		
WFLOWZ1A	Amber, for use when Wing Plow is in Use	271.00
WFLOWZ2A	Amber, for use when Wing Plow is Stowed	271.00
WFLOWZ3A	Includes WFLOWZ1A and WFLOWZ2A	514.00



DOT3® Super-LED®

For DOT3® Super-LED® Systems, See Separate DOT3® Price List

For DOT3® Super-LED® Systems, See Separate DOT3® Price List

0	For DOT3® Super-LED® Systems, See Separate DOT3® Price List	
---	---	--

Motorcycle Warning Products

"Only the items listed in the Motorcycle Warning sections are recommended for motorcycle use". The use of any other Whelen Equipment is at the sole discretion and risk of the user.

Motorcycle Warning Products

UFM8	Eight Outlet Halogen/LED Flasher, 60 Watts per outlet, 2x2x2 Switching, 17 Selectable Flash Patterns	191.00
RS*03ZCR	\$ TIR3™ Super-LED® with 25 Scan-Lock™ Flash Patterns and Synchronize Feature, For Horizontal Mounting, Red, Blue, Amber or White	90.00
RV*03ZCR	\$ TIR3™ Super-LED® with 25 Scan-Lock™ Flash Patterns and Synchronize Feature, For Vertical Mounting, Red, Blue, Amber or White	90.00
RS*02ZCR	\$ LIN3™ with 25 Scan-Lock™ Flash Patterns and Synchronize Feature, For Horizontal Mounting, Red, Blue, Amber or White	90.00
RFLANGCD	Deep, Chrome-Plated Mounting Flange for TIR3™ and/or LIN3™ Lighthead	16.50
RFLANG2B	Black, Dual Surface Mount Flange Kit for Two TIR3™ and/or LIN3™ Lighthead	14.50
RFLANG2C	Chrome-Plated, Dual Surface Mount Flange Kit for Two TIR3™ and/or LIN3™ Lighthead	19.50
RBKTHD1	Harley-Davidson®, 2008-2018 Road King®, Side Cowl Mounting Kit, for use with 1 Lighthead, Stainless Steel, Includes RFLANGEC, Each	19.50
RBKTHD2	Harley-Davidson®, 2008-2018 Road King®, Side (Saddle Bag) Crash Bar Mounting Kit, for use with Two LINZ6™, RS TIR3™s and/or LIN3™s, Stainless Steel, Includes RFLANG2C. Each	33.50
†† RBKTHD4L	Harley-Davidson®, 2008-2018 Road King®, Under Radio Box Mounting Kit (When Used with Whelen® Boxes Only), for use with One LINZ6™, RS TIR3™ or LIN3™, Stainless Steel, Includes RFLANGEC, Road Side, Each	19.50
†† RBKTHD4R	Harley-Davidson®, 2008-2018 Road King®, Under Radio Box Mounting Kit (When Used with Whelen® Boxes Only), for use with One LINZ6™, RS TIR3™ or LIN3™, Stainless Steel, Includes RFLANGEC, Curb Side, Each	19.50
†† RBKTHD5	Harley-Davidson®, 2008-2018, (FLHP Road King® Only) Under Headlight Mounting Kit, for use with One LINZ6™, RS TIR3™ or LIN3™, Stainless Steel, Includes RFLANGEC, Each	27.50
†† RBKTHD6	Harley-Davidson®, Road King® 2008-2018, Passing/Fog Light Mounting Kit, for use with One LINZ6™, RS TIR3™ or LIN3™, Stainless Steel. Each	23.50
RBKTHD7	2014-2018 Harley-Davidson® Electra-Glide® Passing/Fog 90° Mount Kit for use with 1 LINZ6™, LINZV™, TIR3™ or LIN3™ Lighthead, Stainless Steel, Each	28.00
RBKTHD8	2014-2018 Harley-Davidson® Electra-Glide® Passing/Fog 90° and 45° Mount Kit for use with 2 LINZ6™, LINZV™, TIR3™ or LIN3™ Lighthead, Stainless Steel, Each	45.00
RBKTHD9	2014-2018 Harley-Davidson® Rear (Saddle Bag) Crash Bar Mounting Kit, for use with 2 Lighthead, Stainless Steel, Includes RFLANG2C, Each	40.00
IONHD1R	2014-2018 Harley Davidson® Road King® and Electra-Glide® Surface Mount ION™ Under Radio Box Mount Kit, Black, Curb Side, for use with 1 ION™ or IONV™ Lighthead	24.00
IONHD1L	2014-2018 Harley-Davidson® Electra-Glide® and Road King® Surface Mount ION™ Under Radio Box Mount Kit, Black, Street Side, for use with 1 ION™ or IONV™ Lighthead	24.00
IONHDSS	NEW 2014-2018 Harley-Davidson® Road King® and Electra-Glide® Side Saddle Bag Mounting Kit for use with 3 Surface Mount ION™ Lighthead, Purchased Separately	35.00
TIONHDRS	NEW 2014-2018 Harley-Davidson® Road King® and Electra-Glide® Rear Saddle Bag Mounting Kit for use with 1 ION™ T-Series™ Lighthead, Purchased Separately	35.00
IONHD2FM	2009-2018 Harley-Davidson® Road King® Fork Mounting Kit for use with 1 Surface Mount ION™ Lighthead, Purchased Separately	24.00
IONHD3FM	2014-2018 Harley-Davidson® Electra-Glide® Fork Mounting Kit for use with 1 Surface Mount ION™ Lighthead, Purchased Separately	24.00
TIONHDSS	NEW 2014-2018 Harley-Davidson® Road King® and Electra-Glide® Side Saddle Bag Mounting Kit for use with 3 ION™ T-Series™ Lighthead, Purchased Separately	53.00



Systems - DOT & Motorcycle

IONHDRS	NEW 2014-2018 Harley-Davidson® Road King® and Electra-Glide® Rear Saddle Bag Mounting Kit for use with 1 ION™ Lighthouse, Purchased Separately	25.00
TIONHDHM	NEW 2009-2018 Harley-Davidson® Road King® Under the Headlight Mounting Kit for use with 1 ION™ T-Series™ Lighthouse, Purchased Separately	31.00
IONVHDHM	NEW 2009-2018 Harley-Davidson® Road King® Under the Headlight Mounting Kit for use with 1 Surface Mount ION™ "V" Series Lighthouse, Purchased Separately	22.00
TCRBHD1	NEW 2014-2018 Harley Davidson® Road King® and Electra-Glide® Under the Saddle Bag Mounting Kit, for a 1 Lamp Tracer™, Purchased Separately	20.00
M2KTHD1	2014-2018 Harley-Davidson® Electra-Glide® and Road King® M2 Series License Plate Bracket, Black, for use with 2 M2 Lighthoods	36.00
2F*00Z*R	Flat Lens, Super-LED®, Synchronizable, Red, Blue, Amber or White	190.00
P32HD1	NEW Harley Davidson® Road King® and Electra Glide® Anti-Rotation Ring Kit, Converts PAR32 to PAR36 for H-D Pursuit Lamp Housing, Lighthoods Purchased Separately	4.00
WPA112	Waterproof 100 Watt Siren Amplifier	457.00
WPA1	Full Function Control Head Only, Weather Resistant for WPA Amp, Includes a 7-1/2' Cable, for Handlebar and Surface Mounting (Motorcycle)	434.00
WSMIC321	Microphone for WS321	150.00
WS321B14	WS321 Siren Amplifier Mounting Only, Black for 2014-2018 Harley Davidson® Road King® and Electra-Glide®	58.00
ALPHASL	Remote Siren, for use with Remote Switches (Purchased Separately), Selectable Four Tone Hands-Free Siren, For One or Two 100 Watt Speakers	253.00
BETA112R	Full Function Remote Siren, for use with Remote Switches (Purchased Separately), For a One or Two 100 Watt Speakers	255.00
BETA2	Full Function Control Head Only, Weather Resistant, 20 Ft. Cable, Surface Mount	402.00
WSSMSW3	Motorcycle Switch, 3-Functions for Siren, Air Horn and Lighting (5 amp Max)	93.00
SA350M	Motorcycle Siren Speaker, 100 Watts (Due to surcharges from our supplier on the rare earth materials used in the neodymium magnets found in speaker drivers, we reserve the right to adjust the pricing and/or add surcharges on all models that utilize this rare material, without notice.)	612.00

Systems - DOT & Motorcycle

Motorcycle Systems

Choose the Motorcycle Box Opening Preference, Lighting Package and Options.

Motorcycle System, Includes Black Box, 2014-2018 Harley Police Package, Separation Plate, Strip-Lite™ LED Brake/Tail/Turn, Flasher, Terminal Block with Fuses and 12 VDC Receptacle.

††	M4B6R	Motorcycle Box Configured with Six M4 Series, Right-Hand (Curb Side) Opening	3482.00
††	M4B6L	Motorcycle Box Configured with Six M4 Series, Left-Hand (Road Side) Opening	3517.00
††	M4B6B	Motorcycle Box Configured with Six M4 Series, Rear Opening	3517.00
	MBADPT14	Adapter Plate for the Rear Box, 2014-2018 Road King® or Electra Glide®	111.00



Motorcycle System Box Lighting Package Options for Above, No Charge when Purchased with M4B6 Motorcycle System. For White Super-LED® Lighthoods, Contact Factory for Pricing and Availability.

††	M4*****	Six M4 Series Over/Under Single Color Super-LED® Modules, Red, Blue and/or Amber, for M4B6 System Only	
††	M4#####	Six M4 Series Over/Under Dual Color Super-LED® Modules, Red, Blue and/or Amber, for M4B6 System Only	

Options for Motorcycle Systems

††	2E*00Z*R	Extended Lens, Super-LED® Fairing Light, Red, Blue or Amber, Each	190.00
††	2EJ00ZCR	Extended Lens, Synchronizable, Split Red/Blue	200.00
††	M4BSEP	Substitute Separation Plate with Battery Hole for Standard Solid Plate, Includes Battery Hold Downs, for M4B6 Series	145.00
††	M1BATT	Motorcycle Battery, Requires Appropriate Separation Plate, Purchased Separately	368.00
††	M4B6CHRG	Battery Charger Includes 115 VAC Receptacle, for M4B6R System Only, Factory Installed ONLY	399.00
††	M1GROUND	Ground Plane	16.50
††	SA350MH	100 Watt Siren Speaker for Harley-Davidson® Wiring Harness (Due to surcharges from our supplier on the rare earth materials used in the neodymium magnets found in speaker drivers, we reserve the right to adjust the pricing and/or add surcharges on all models that utilize this rare material, without notice.)	695.00
	SA350MB1	Speaker Bracket for the SA350MH, 2009-2018 Road King® and Electra-Glide®	99.00
	WS321	100 Watt Siren for Harley-Davidson® Wiring Harness	604.00
	WSMIC321	Microphone for WS321	150.00
	M05ZB	Windshield Light Array for 2007-2018 Harley-Davidson® Road King®. Five Blue LINZ6™s	767.00
	M05ZJ	Windshield Light Array for 2007-2018 Harley-Davidson® Road King®. Five LINZ6™s, Blue Outboard and Center and Two Red in the Center Sections	767.00
	M05ZJ2	Windshield Light Array for 2007-2018 Harley-Davidson® Road King®. Five LINZ6™s, Red Outboard and Center and Two Blue in the Center Sections	767.00
	M05ZR	Windshield Light Array for 2007-2018 Harley-Davidson® Road King®. Five Red LINZ6™s	767.00
	M06MB	Windshield Light Array for 2014-2018 Harley-Davidson® Electra-Glide®. Five Blue Micron's™	767.00
	M06MJ	Windshield Light Array for 2014-2018 Harley-Davidson® Electra-Glide®. Five Micron's™, Blue Outboard and Center and Two Red in the Center sections	767.00
	M06MJ2	Windshield Light Array for 2014-2018 Harley-Davidson® Electra-Glide®. Five Micron's™, Red Outboard and Center and Two Blue in the Center sections	767.00
	M06MR	Windshield Light Array for 2014-2018 Harley-Davidson® Electra-Glide®. Five Red Micron's™	767.00



All models are 12 Volt D.C. only unless otherwise noted above. For other voltages contact factory.

* Replace symbol in model number with letter indicating lens color or LED color desired: A = Amber; B = Blue; C = Clear/White; R = Red; G = Green

Replace symbol in model number with letter indicating SPLIT lens or LED color desired: D = Red/Clear or White; E = Blue/Clear or White; F = Amber/Clear or White; H = Green/Clear or White; J = Red/Blue; K = Red/Amber; L = Red/Green; M = Blue/Amber † (to be discontinued, check availability) †† NCNR (special order, check availability, non-cancelable, non-returnable) ! Indicate length desired: 5 foot, 6 foot, 7 foot or 8 foot \$ Indicates Lower Price

AUTOMOTIVE LIST PRICE

No. PL18.0WL

EFFECTIVE: December 20, 2017 VOID: June 28, 2018

†† - NCNR (special order, non-cancelable, non-returnable, check availability). See "Made-To-Order" Statement on Table of Contents Page of this Price List.

MODEL DESCRIPTION LIST
Switches And Control Boxes

Power Control Centers and Switches

WCC9	WeCan® Controller, Control lights and Traffic Advisor™ functions from a Single Keypad. 3 Position Slide Switch and 6 Pre-programmed Push-Buttons, for Justice® and Freedom® IV WeCan® Lightbars Only (Not for use with Legacy DUO™ or TRIO™ lightbars).	298.00
WCC92	WeCan® Controller, Control lights and Traffic Advisor™ functions from a Single Keypad. 3 Position Slide Switch and 6 Pre-programmed Push-buttons, for Liberty™ II SOLO™ and DUO™, Legacy SOLO and DUO, and Freedom IV WeCan lightbars only (not for use with Liberty II or Legacy TRIO Lightbars).	298.00
WCC9SM	Optional Pedestal/Swivel Mount for WCC9 or WCC92 Control Head	41.00
PCC8R	8 Position Key Pad with Remote Relay Module, Three 20 Amp and Five 10 Amp Relays	337.00
PCCS9RW	Switch Control for Standard Switching	271.00
PCCS9LW	Programmable Switch Control for Liberty™ II & Freedom® IV Lightbars (Low Current Switching)	266.00
PCC4W	Switch Box with Four 25 AMP SPST Switches, Lighted	132.00
PCC6W	Switch Box with Six 25 AMP SPST Switches, Lighted	174.00
PCC6W1	Similar to PCC6W, Except Last On/Off Switch is Replaced with a Momentary Switch	164.00
PCC10W	Switch Box with Ten 25 AMP SPST Switches, Lighted	204.00
PCC10W1	Similar to PCC10W, Except Last On/Off Switch is Replaced with a Momentary Switch	204.00
1SWITCH	1 Switch Bracket Only, Switch Purchased Separately	39.00
2SWITCH	2 Switch Bracket Only, Switches Purchased Separately	69.00
3SWITCH	3 Switch Bracket Only, Switches Purchased Separately	97.00
4SWITCH	4 Switch Bracket Only, Switches Purchased Separately	132.00
PC1	PC-1 Switch, Lighted SPST, 15 AMP Contacts	23.50
PC2	PC-2 Switch, Momentary SPST, 15 AMP Contacts	24.50
PC3	PC-3 Switch, Lighted SPDT, 15 AMP Contacts	43.00



Siren Amplifiers, Amplifiers & Airhorns

Howler™ Low Frequency Tone Siren, Includes Siren Amplifier and Speaker(s), Works in Conjunction with Existing Siren Systems Purchased Separately.

HWLUNI	Siren Amplifier with One Speaker, Includes Universal Mounting Bracket	604.00
HWLDC15	Siren Amplifier with One Speaker, Includes Mounting Bracket for 2015-2018 Dodge Charger	604.00
HWLFT11	Siren Amplifier with One Speaker, Includes Mounting Bracket for 2013-2018 Ford Police Interceptor Sedan	604.00
HWLFE13	Siren Amplifier with One Speaker, Includes Mounting Bracket for 2013-2018 Ford Police Interceptor Utility with Fog Lights	604.00
HOWLER	Siren Amplifier with Two Speakers, Optional Vehicle Specific Mounting Brackets, No Charge When Purchased with Howler System	755.00
†† HWLRB2	† Howler Mounting Bracket for 2008-2017 Ford Expedition	
HWLRB4	Howler Mounting Bracket for 2008-2018 Ford E-Series	
†† HWLRB11	Howler Mounting Bracket for 2011-2018 Chevy Express G-Series	
HWLRB13	Howler Mounting Bracket for 2013-2015 Ford Police Interceptor Utility, Driver Side Bracket Includes Built-in Mounting for a SA315P Speaker, 2016-2018 Ford Police Interceptor Utility without Fog Lights. If vehicle has fog lights, use HWLFE13	
HWLRB14	Howler Mounting Bracket for 2011-2016 Dodge 4500	
HWLRB18	† Howler Mounting Bracket for 2012-2016 Chevy 2500/3500 Silverado and Suburban	
HWLRB19	Howler Mounting Bracket for 2014-2015 Chevy Silverado 1500	
HWLRB20	Howler Mounting Bracket for 2015-2016 Chevy Tahoe	
HWLRB21	Howler Mounting Bracket for 2013-2017 Ford Police Interceptor Sedan	
HWLRB22	Howler Mounting Bracket for 2011-2017 Ford F-250/F-350	
HWLRB23	Howler Mounting Bracket, Universal Mounting Brackets (Pair)	
HWLRB24	Howler Mounting Bracket for 2017-2018 Chevy Silverado 1500	
HWLRB25	NEW Howler Mounting Bracket for 2017-2018 Chevy Tahoe, Front and Rear Two Speaker System. Must be Used with Both SAK63D and SAK63P Speaker Brackets, Purchased Separately.	
HWLRB26	NEW Howler Mounting Bracket for 2017-2018 Chevy 2500/3500 Silverado	



KenCom Carbide™, Remote Siren & Control Center and Options. Control Head and CANport™ Installation Kit Ordered Separately, 5 Year Warranty on Amplifier.

CCSRN4	Amplifier Control Module	1506.00
CCSRN4A	Same as CCSR4, Except with 8 (Positive or Negative) Input Expansion Module (will not override any pre-existing control head features), 12 Total Inputs	1610.00
CCSRNT4	Same as CCSR4, Except with Traffic Advisor™ Module	1745.00
CCSRNT4A	Same as CCSR4A, Except with Traffic Advisor™ Module	1849.00
CCSRN5	Amplifier Control Module with CANport™ OBDII Interface Module	1706.00
CCSRNT5	Same as CCSR5, Except with Traffic Advisor™ Module	1945.00
CC5K1	Installation Kit For CCSR5 Series for 2016-2018 Ford Interceptor Utility, Ford Interceptor Sedan and F-150, and 2016-2017 Dodge Charger, No Charge when Purchased with Amplifier Control Module	



Sirens, Switches & Speakers

CC5K2	Installation Kit For CCSRN5 Series for 2016-2018 Chevy Tahoe, No Charge when Purchased with Amplifier Control Module	
CCSRN4DA	WeCan® External Amplifier, for use with CenCom Carbide™, for Dual Amplifier Applications	299.00
CANEM16	16 Output Expansion Module	232.00
LCPHOTO	NEW Logic Level Photocell for use with SLFLASH, CenCom Sapphire™, CenCom Carbide™ and CanTrol® (Replaces DOTPHOTO)	101.00

Optional Control Heads for CenCom Carbide™, No Charge when Purchased with Amplifier Control Module

CANCTL5	NEW Includes a Hand Held Combination Microphone and Controller, 5-Position Progressive Light/Siren Control, Nine Push-Buttons and Microphone Extension Cable	
CANCTL6	Includes 3 Section Control Head and 8 Push-Buttons, 4-Position Slide Switch with a 7-Position Rotary Knob. Manual, Airhorn Plus 3 Traffic Advisor™ Switches and Microphone with Extension Cable	
CANCTL7	Includes 3 Section Control Head and 21 Push-Buttons, 4-Position Slide Switch, Microphone with Extension Cable	



CenCom Sapphire™, Remote Siren & Control Center and Options, 5 Year Warranty on Amplifier.

CCSRN3	3-Position Slide Switch and 18 Push Button Control Head with Amplifier Control Module with pigtails, Microphone with CCMICX20 Included	1396.00
CCSRN35	3-Position Progressive Push Button Switches and 9 Push Button Hand Held Control Head with Amplifier Module with Pigtails, and CCMICX20 Included	1396.00
CCSRN36	3 Section Control Head and 8-Push Buttons, 4-Position Slide Switch with a 7-Position Rotary Knob. Manual, Airhorn Plus 3 Traffic Advisor™ Switches	1396.00
CCSRN3A	Same as CCSRN3, Except with 8 (Positive or Negative) Input Expansion Module (will not override any pre-existing control head features), 12 Total Inputs	1500.00
CCSRN3F	Same as CCSRN36, Except with 8 (Positive or Negative) Input Expansion Module (will not override any pre-existing control head features), 12 Total Inputs	1500.00
CCSRNTA3	Same as CCSRN3, with Traffic Advisor™ Module	1635.00
CCSRNT35	Same as CCSRN35, with Traffic Advisor™ Module	1635.00
CCSRNT36	Same as CCSRN36, With Traffic Advisor™ Module	1635.00
CCSRNT3A	Same as CCSRN3A, Except with 8 (Positive or Negative) Input Expansion Module (will not override any pre-existing control head features), 12 Total Inputs	1739.00
CCSRNT3F	Same as CCSRN3F, Except with 8 (Positive or Negative) Input Expansion Module (will not override any pre-existing control head features), 12 Total Inputs	1739.00
CCTRIM	Trim Ring Option, for Semi-Flush Mounting of Control Head	57.00
LCPHOTO	NEW Logic Level Photocell for use with SLFLASH, CenCom Sapphire™, CenCom Carbide™ and CanTrol® (Replaces DOTPHOTO)	101.00

Sirens, Switches & Speakers

295SSA & 295SDA Series, Remote Amplifier Sirens with Scan-Lock™ Siren Tones.

295SSA1	Single Tone Siren with Full Function Control Head	866.00
295SSA2	Single Tone Siren with Hand-Held Control Head	866.00
295SDA1	Dual Tone Siren, For Two 100 Watt Speakers, with Full Function Control Head	926.00
295SDA2	Dual Tone Siren, For Two 100 Watt Speakers, with Hand-Held Control Head	926.00



295SLS and 295HFS Hands-Free Sirens, with Diagnostix™ & SI TEST® (Except 295HFSA7). All 295HFS Models Have a 5 Year Warranty, Standard. For Removable Microphones, Hi/Low Tones and/or 24 Volts DC, Contact Factory for Exact Model Numbers, Price and Availability.

295SLSA1	Siren Amplifier with 17 Scan-Lock™ Siren Tones	453.00
295HFS2	Remote Siren Amplifier (Flush Mount Head)	641.00
295HFS2X	295HFS2 with Dual Amplifiers, Meets California Title 13 Requirements	1172.00
295SLSA6	Single Unit Siren with 9-Switch Light Control and Standard Switching, with Park Kill & Timed Out Relay with 17 Scan-Lock™ Siren Tones	672.00
295HFSA7	Remote Dual Siren Amplifier, with Flush Mount Control Head, Meets CA Title 13	912.00
295HFSC9	Self-Contained 200 Watt Dual Full Function Siren, with Removable Microphone	728.00
295HFSDA	Second Amplifier (Kit) for Dual Siren Amplifier Use (295HFS2 Only)	400.00

295SL Series Sirens, Full Function Hands-Free Siren, with Scan-Lock™ Siren Tones.

295SL100	Full Function Siren (Up to Two 100 Watt Speakers) and Heavy-Duty Microphone, 12 VDC	392.00
295SL101	Full Function (Up to Two 100 Watt Speakers) and Heavy-Duty Plug-in Microphone with Volume Control Knob, 12 VDC	451.00
WPKM1	Park Kill Connection Modules, 30 Amp	64.00



Alpha™ Siren Series

ALPHA12S	Self-Contained Siren, with Faceplate Switches, Selectable Four Tone Hands-Free Siren, For Single 100 Watt Speaker	288.00
ALPHASL	Remote Siren, for use with Remote Switches (Purchased Separately), Selectable Four Tone Hands-Free Siren, For One or Two 100 Watt Speakers	253.00

Optional Remote Switches for Alpha™ Siren Series, For ALPHASL Only.

ALPHA1	Single On/Off Switch for use with Hands-Free Operation	45.00
ALPHA2	Single On/Off Hands-Free Activation Plus Momentary Switch for Air Horn	35.00
ALPHA3	TONE 1/Off/TONE 2 Switch Operation Plus Momentary Switch for Air Horn	35.00
ALPHA4	Three Switch Operation, One On/Off, One TONE 1/Hands-Free/TONE 2, One Momentary Switch for Airhorn	61.00
ALPHA5	3 Position Toggle Switch, Controls 3 Siren Tones and other Warning Lights or Device Functions. Contacts Rated at 30 Amps	98.00

All models are 12 Volt D.C. only unless otherwise noted above. For other voltages contact factory.

* Replace symbol in model number with letter indicating lens color or LED color desired: A = Amber; B = Blue; C = Clear/White; R = Red; G = Green

Replace symbol in model number with letter indicating SPLIT lens or LED color desired: D = Red/Clear or White; E = Blue/Clear or White; F = Amber/Clear or White; H = Green/Clear or White, J = Red/Blue; K = Red/Amber; L = Red/Green; M = Blue/Amber † (to be discontinued, check availability) ‡ NCNR (special order, check availability, non-cancelable, non-returnable) ! Indicate length desired: 5 foot, 6 foot, 7 foot or 8 foot \$ Indicates Lower Price

AUTOMOTIVE LIST PRICE

No. PL18.0WL

EFFECTIVE: December 20, 2017 VOID: June 28, 2018

↓ †† - NCNR (special order, non-cancelable, non-returnable, check availability). See "Made-To-Order" Statement on Table of Contents Page of this Price List.

MODEL DESCRIPTION LIST

Beta™ Siren Series, Selectable Siren Tone, Radio Repeat, Public Address and Options.

	BETA112R	Full Function Remote Siren, for use with Remote Switches (Purchased Separately), For a One or Two 100 Watt Speakers	255.00
	BETA1	Full Function Control Head Only, with 15' Interconnect Harness	200.00
	BETA2	Full Function Control Head Only, Weather Resistant, with 20' Cable, Surface Mount	402.00
††	BETA2BKT	Mounting Bracket for BETA2 Only, Flange Mount	38.50
	BETAMIC	Remote Mic for use with BETA112R (for use with Customer-Supplied Switches)	152.00



Epsilon™ Series Siren, Full Function Hands-Free with Diagnostix™ and 9 Scan-Lock™ Siren Tones.

	EPSL1	Full Function 100 Watt with Microphone and Volume Control Knob, Includes CA Title 13 Compliant Tones	305.00
	EPSL2S6	Full Function (Up to Two 100 Watt Speakers). Microphone with Volume Control Knob, Includes CA Title 13 Compliant Tones and 6 Switches	442.00
	EPSL2S9	Full Function (Up to Two 100 Watt Speakers). Microphone with Volume Control Knob, Includes CA Title 13 Compliant Tones, 4 Position Slide Switch and 9 Switches	551.00



HHS Series Sirens, Hand-Held Siren, With 9 Relays for Switching. Will Operate up to Two 100 Watt Speakers.

	HHS2200	Siren Amplifier with Hand-Held Controller, Includes Programming Software	605.00
--	---------	--	--------

Gamma™ Siren Series, 100 Watt, 16 Scan-Lock™ Siren Tones

	GAMMA2	Hands-Free Siren with Two Auxiliary Switches	236.00
--	--------	--	--------

Sirens, Waterproof & Options, (For Marine & Motorcycle Use).

	WPA112	Waterproof Siren Amplifier, For a Single 100 Watt Speaker	457.00
	WPA1	Full Function Control Head Only, Weather Resistant, with a 7-1/2' Cable, for Handlebar and Surface Mounting (Motorcycle)	434.00
	BETA2BKT	Mounting Bracket for BETA2, WPA1 and WPA2 Only, Flange Mount	38.50
	WPA2	Full Function Control Head Only, Weather Resistant, 20' Cable, Surface Mount (Marine)	454.00
	WPA3BM	Full Function Control Head with Waterproof Switches and Microphone Jack, 20' Cable, Bail Mount (Marine)	529.00
	WS321	Siren for Harley-Davidson® Wiring Harness, For a Single 100 Watt Speaker	604.00
	WSMIC321	Microphone for WS321	150.00



Power Air Horn Series

	PAH112	Air Horn Tone Only Siren, For a Single 100 Watt Speaker	216.00
	PAP112	Air Horn Tone Plus Public Address Siren, Includes Microphone, For a Single 100 Watt Speaker	271.00
	PAPEXT15	15' Microphone Extension Cable for PAP112 Only	30.00



Siren Amplifier & Speaker Combination

WSSC Series Siren, Combination Siren/Speaker, One Piece.

	WSSC30	30 Watt Siren and Speaker Combination	223.00
	WSSPA30	Same as WSSC30, Includes Public Address	332.00
	WSSC30HK	Harness Kit for Synchronization of two WSSC30s	41.00
	WSSMSW3	Motorcycle Switch, 3-Functions for Siren, Air Horn and Lighting (5 amp Max)	93.00



Siren Speakers, SA315 & SA314 Projector™ Series

100 Watt Bumper/Concealed/Flange Mounted Speakers. Due to surcharges from our supplier on the rare earth materials used in the neodymium magnets found in speaker drivers, we reserve the right to adjust the pricing and/or add surcharges on all models that utilize this rare material, without notice.

SP123BM Series, Bumper Mount Speaker

	SP123BMC	Bumper Mount, Chrome	397.00
--	----------	----------------------	--------

SA314 Series, Small Profile, Cast Aluminum Speaker, 6.4" H x 6.17" W x 3.14" D.

††	SA314A	Speaker, Natural Aluminum Finish	403.00
††	SA314B	Speaker, Aluminum with Black Epoxy-Coated Finish	489.00

Optional Mounting Brackets for SA314 Series

††	SABKT1	Chevy Suburban/Tahoe, 2004-2006, Universal	41.00
††	SABKT9	Universal/Swivel Bail Type Mount Bracket	41.00

SA315 Series, Small Round Profile, Composite Speaker, 6.5" H x 6.5" W x 2.9" D.

	SA315P	Speaker, Nylon Composite	328.00
--	--------	--------------------------	--------

Optional Mounting Brackets for SA315 Series

	SAK1	Heavy-Duty Universal "L" Mounting Bracket	41.00
	SAK9	Heavy-Duty Universal/Swivel Bail Type Mounting Bracket	41.00
	SAK25	Chevy Express Van, 2006-2018	41.00
	SAK62D	Chevy Silverado 1500, 2017-2018, Driver Side	41.00
	SAK62P	Chevy Silverado 1500, 2017-2018, Passenger Side	41.00
	SAK63D	Chevy Tahoe, 2017-2018, Driver Side	41.00
	SAK63P	Chevy Tahoe, 2017-2018, Passenger Side	41.00
††	SAK56	Chevy Suburban/Tahoe, 2015-2016, Driver Side	41.00
††	SAK55	Chevy Suburban/Tahoe, 2015-2016, Passenger Side	41.00
	SAK42	Dodge 4500, 2011-2016, Passenger Side	41.00
	SAK43	Dodge 4500, 2011-2016, Driver Side	41.00



Sirens, Switches & Speakers

	SAK37	Dodge Charger, 2011-2018	41.00
	SAK54	Dodge Durango, 2013-2018	41.00
	SAK48	Dodge Ram 1500, 2012-2018, Driver Side	41.00
	SAK47	Dodge Ram 1500, 2012-2018, Passenger Side	41.00
	SAK32	Ford E350/E450, 2008-2018, Driver or Passenger Side	41.00
††	SAK23	† Ford Expedition, 2007-2017	41.00
	SAK44	Ford Police Interceptor Utility, 2013-2018	41.00
	SAK52	Ford Police Interceptor Utility, 2013-2018, Driver Side Lower Grille (Will not Work with Factory Option 52B, Enhanced PTU Cooler)	41.00
	SAK51	Ford Police Interceptor Utility, 2013-2018, Passenger Side Lower Grille (Will not Work with Factory Option 52B, Enhanced PTU Cooler)	41.00
††	SAK57	Ford F-150, 2015-2017	41.00
	SAK61D	Ford F-250/F-350, 2017-2018, Driver Side, Not for Use with Factory Fog Lights	41.00
	SAK61P	Ford F-250/F-350, 2017-2018, Passenger Side, Not for Use with Factory Fog Lights	41.00
††	SAK41	† Ford F-250/F-350, 2011-2016, Driver Side	41.00
††	SAK40	† Ford F-250/F-350, 2011-2016, Passenger Side	41.00
	SAK59	Ford Fusion, 2017-2018	41.00
	SAK58	Ford Police Interceptor Sedan, 2013-2018	41.00
	SAK60	Toyota Tacoma, 2016-2017	41.00

Siren Speakers, Other

100 Watt and Accessories, Due to surcharges from our supplier on the rare earth materials used in the neodymium magnets found in speaker drivers, we reserve the right to adjust the pricing and/or add surcharges on all models that utilize this rare material, without notice.

Single and Dual Speaker, for Ambulances, 100 Watt or 200 Watt.

††	SA31101P	UnderPro™ Single Speaker for International 4300/4400 Series, 2001-2017, Passenger Side	479.00
††	SA31101D	UnderPro™ Single Speaker for International 4300/4400 Series, 2001-2017, Driver Side	479.00
	SPT5D	Bumper Mount Speaker for 2015-2017 Ford Transit, Driver Side	407.00
	SPT5P	Bumper Mount Speaker for 2015-2017 Ford Transit, Passenger Side	407.00
	SPT5TEMP	Speaker Templates, Reusable, for 2015-2017 Ford Transit, Includes Driver Side and Passenger Side	49.00
	SPTWI*	Wide Angle ION™ with mounting bracket for SPT5D or SPT5P, Red, Blue or Amber, Each	193.00

Speakers, Siren

	SA340TS	SA-340TS Speaker	367.00
	SA340STS	SA-340STS Speaker	384.00
	SA350M	Motorcycle Siren Speaker, 100 Watt	612.00
	SA350MB1	Speaker Bracket for the SA350MH, 2009-2017 Road King® and Electra Glide®	99.00

Replacement Speaker Drivers

††	SD210RX	Replacement 100 Watt Speaker Driver for SA314 Series	296.00
††	SD370	Replacement 100 Watt Speaker Driver with Adapter	296.00
††	SD210R	Replacement 100 Watt Speaker Driver for SA370, SA1412 & SA1515	296.00

Back-Up Alarms, Electronic

Back-Up Alarms

	WBUA107	Back-Up Alarm, 107dB, 12-24 VDC	58.00
	WBUA97	Back-Up Alarm, 97dB, 12-24 VDC	48.00
	WBUA112	Back-Up Alarm, 87-112dB, 12-24 VDC, Self-Adjusting	120.00
	WBUA112C	Back-Up Alarm, 112 dB, 12-24 VDC	80.00

Safety Site™ & Emitters

GTT Opticom™ Emitters

††	795H	Self-Contained Opticom™ IR LED Emitter for Freedom® IV, Liberty™ II and 4500 Series Lightbars, Factory Installed Only	1779.00
----	------	---	---------

Safety Site™, Super-LED® Traffic Control Light.

	W20SSRK	5 Red Module Kit, Includes Carrying Bag	516.00
	W20SS	Red Module, Each	97.00

Traffic Advisor™ Series & Accessories

All Models include Control Head for Light Array (Unless Specified), Programmable Flash Patterns Standard on TACTL5, allows for Remote Activation of the "Flash Pattern" and End Lamp Enable/Disable Feature.

Dominator™ Traffic Advisor™, TIR3™ Super-LED® Low Profile, Control Head Optional, 1.74" High x 2.17" Deep Housing, Three Super-LED®s Per Panel.

	TAD6	Six Lamp TIR3™ Super-LED® Traffic Advisor™, 23.36" Long, Less Control Head	558.00
	TAD8	Eight Lamp TIR3™ Super-LED® Traffic Advisor™, 30.36" Long, Less Control Head	697.00
††	TAD8**	Eight Lamp TIR3™ Super-LED® Traffic Advisor™ with Two End Flashing LEDs, Red, Blue and/or Amber, 30.36" Long, Less Control Head	708.00



Traffic Advisors



All models are 12 Volt D.C. only unless otherwise noted above. For other voltages contact factory.

* Replace symbol in model number with letter indicating lens color or LED color desired: A = Amber; B = Blue; C = Clear/White; R = Red; G = Green

Replace symbol in model number with letter indicating SPLIT lens or LED color desired: D = Red/Clear or White; E = Blue/Clear or White; F = Amber/Clear or White; H = Green/Clear or White; J = Red/Blue; K = Red/Amber; L = Red/Green; M = Blue/Amber † (to be discontinued, check availability) †† NCNR (special order, check availability, non-cancelable, non-returnable) ! Indicate length desired: 5 foot, 6 foot, 7 foot or 8 foot \$ Indicates Lower Price


AUTOMOTIVE LIST PRICE

No. PL18.0WL


EFFECTIVE: December 20, 2017 VOID: June 28, 2018

↓ †† - NCNR (special order, non-cancelable, non-returnable, check availability). See "Made-To-Order" Statement on Table of Contents Page of this Price List.


MODEL DESCRIPTION LIST
Dominator™ Plus Traffic Advisor™, LINZ6™ Super-LED® Low Profile, Control Head Optional. 1.74" High x 2.17" Deep Housing, Six Super-LEDs® Per Lamp.

	TADP6	Six Lamp LINZ6™ Super-LED® Traffic Advisor™, 23.26" Long, Less Control Head	958.00	
	TADP8	Eight Lamp LINZ6™ Super-LED® Traffic Advisor™, 30.36" Long, Less Control Head	1249.00	
††	TADP8**	Eight Lamp, Six Lamp LINZ6™ Super-LED® Traffic Advisor™ with Two End Flashing LEDs, Red, Blue and/or Amber, 30.36" Long, Less Control Head	1265.00	
††	TADP8FT	Eight Lamp LINZ6™ Super-LED® Traffic Advisor™, 37.37" Long, Includes Rear Deck Mounting for 2013-2017 Ford Police Interceptor	1286.00	

Traffic Advisor™, TIR3™, Super-LED®, 1.74" High x 2.17" Deep Housing, Three Super-LEDs® Per Panel.

	TAM63	Six Lamp TIR3™ Super-LED® Traffic Advisor™, 23.26" Long	734.00	
	TAM83	Eight Lamp TIR3™ Super-LED® Traffic Advisor™, 30.36" Long	896.00	
††	TAM83**	Eight Lamp TIR3™ Super-LED® Traffic Advisor™, 30.36" Long, with Two End Flashing LEDs, Red, Blue and/or Amber	906.00	


Traffic Advisor™, LINZ6™, Super-LED®, 1.74" High x 2.17" Deep Housing, Six LED's Per Panel.

	TAZ66	Six Lamp LINZ6™ Super-LED® Traffic Advisor™, 23.26" Long	1101.00	
	TAZ86	Eight Lamp LINZ6™ Super-LED® Traffic Advisor™, 30.36" Long	1404.00	
††	TAZ86**	Eight Lamp, Six Lamp LINZ6™ Super-LED® Traffic Advisor™ with Two End Flashing Super-LEDs®, Red, Blue and/or Amber, 30.36" Long	1419.00	

Traffic Advisor™, 5mm LED Low Profile, 2.84" High x 2.25" Deep "C" Style Housing. Now with Waterproof Connecters Standard.

	TAL65	Six Lamp LED Traffic Advisor™, 36" Long	870.00	
	TAL85	Eight Lamp LED Traffic Advisor™, 46.82" Long	1040.00	

Traffic Advisor™, Front Load, Super-LED®, 2.35" High x 2.38" Deep Housing.

	TANF65	Six Lamp Linear-LED® Traffic Advisor™, 34" Long	1024.00	
	TANF85	Eight Lamp Linear-LED® Traffic Advisor™, 45.12" Long	1197.00	
††	TANF85**	Six Lamp Linear-LED® Traffic Advisor™ with Two End Flashing Super-LED®s, Blue, Red and/or Amber, 45.12" Long	1210.00	

	TACF85	Eight Lamp CON3™ Super-LED® Traffic Advisor™, 45.12" Long	971.00	
--	--------	---	--------	--

††	TACF85**	Eight Lamp CON3™ Super-LED® Traffic Advisor™ with 2 End Flashers, Red, Blue and/or Amber, 45.12" Long	982.00	
----	----------	---	--------	--

	TANBKT1	Mounting Bracket, for top of Vehicle (Horizontal) Mounting	23.50	
--	---------	--	-------	--


Traffic Advisor™, Front Load, DUO™ Super-LED®, 2.35" High x 2.38" Deep Housing, No Control Head Required.

	TADF6	Six DUO™ Color Linear Super-LED® Traffic Advisor™, Requires No Special Control Head, 37" Long	1671.00	
	TADF8	Eight DUO™ Color Linear Super-LED® Traffic Advisor™, Requires No Special Control Head, 45.12" Long	1791.00	
	TDP\$\$S00	Six or Eight DUO™ Super-LED® Modules, No Charge when Ordered with DUO™ Traffic Advisor™, Replace Symbol \$\$\$ with Number of Warning LED Colors, Order Red/Blue/Amber.		


Traffic Advisor™, TIR6™ Super-LED® Low Profile, 2.84" High x 2.25" Deep Housing, Six Super-LED®s Per Panel. Now with Waterproof Connecters Standard.

	TAM65	Six Lamp Super-LED® Traffic Advisor™, 36" Long	1210.00	
	TAM85	Eight Lamp Super-LED® Traffic Advisor™, 46.82" Long	1498.00	
††	TAM85**	Six Lamp Super-LED® Traffic Advisor™ with Two End Flashing Super-LED®s, Red, Blue and/or Amber, 46.82" Long	1508.00	

Traffic Advisor™, TAC8 Super-LED®, 2" High x 2.64" Deep "C" Style Housing x 47.75" Length, Control Head Included

	TAC815	Eight Lamp Super-LED® Traffic Advisor™, with 15' Cable	825.00	
	TAC830	Eight Lamp Super-LED® Traffic Advisor™, with 30' Cable	909.00	
	TAC850	Eight Lamp Super-LED® Traffic Advisor™, with 50' Cable	1015.00	


Traffic Advisor™, Straight Style Super-LED®

	TA45B72	700 Series, Eight Lamp, Includes TACTL5, 72"	1999.00	
--	---------	--	---------	---

Traffic Advisor™, Arrow Head Style, Includes TACTL6 Control Head Unless Noted.

††	TA166AL5	600 Series, 16 LED Lamps, One Piece	4515.00	
----	----------	-------------------------------------	---------	---

Traffic Advisor™, Front Load, Arrow Head Style, Linear™ Super-LED®, 3.5" Deep x 46" Long, Includes TACTL6

††	TA165NF1	\$ Sixteen Lamp, 23" High with 25' Cable	2227.00	
††	TA165NF2	\$ Sixteen Lamp 23" High with 50' Cable	2450.00	
††	TA125NF1	Twelve Lamp 15" High with 25' Cable	2177.00	
††	TA125NF2	Twelve Lamp 15" High with 50' Cable	2400.00	

Traffic Advisor™ Accessories

	TACTL5	Control Head Only, Programmable for 6 or 8 Lamp Halogen or LED Traffic Advisor™. Includes Auxiliary On/Off Switch	420.00	
	TACTL6	Control Head Only, Programmable for 16 Lamp Halogen or LED Traffic Advisor™. Includes Auxiliary On/Off Switch. Meets Federal Standards	420.00	
	TADCTL1	TAD/TADP Series Control Head Only	136.00	
	TADSW1	On/Off Non-Lighted, SPDT 20 Amp Switch, for TACTL5	16.50	
	TADSW2	On/Off/On Non-Lighted, SPDT 20 Amp Switch, for TACTL5	16.50	
	DELTA5	Delete TACTL5 from 6 to 8 Light LED or Halogen Traffic Advisor™ - DEDUCT	100.00	
	DELTA6	Delete TACTL6 from 16 Lamp LED or Halogen Traffic Advisor™ - DEDUCT	100.00	

Traffic Advisor™ Substitute Cables, Replaces Standard Length Cables, Not for use in Sequence to Solid or Sequence On/Off Flash Patterns

STA155	TA166AL5 - Substitute 55' Cable for Standard 51' Cable - ADD	85.00
STA235	TAL65/TAM65 - Substitute 35' Cable for Standard 15' Cable - ADD	109.00
STA245	TAL65/TAM65 - Substitute 45' Cable for Standard 15' Cable - ADD	159.00
STA255	TAL65/TAM65 - Substitute 55' Cable for Standard 15' Cable - ADD	209.00
STA335	TAL85/TAM85 - Substitute 35' Cable for Standard 15' Cable - ADD	109.00
STA345	TAL85/TAM85 - Substitute 45' Cable for Standard 15' Cable - ADD	159.00
STA355	TAL85/TAM85 - Substitute 55' Cable for Standard 15' Cable - ADD	209.00
STA445	TA45B72 - Substitute 45' Cable for Standard 35' Cable - ADD	59.00
STA455	TA45B72 - Substitute 55' Cable for Standard 35' Cable - ADD	109.00
STA535	TAM63/TAM83/TAZ66/TAZ86 - Substitute 35' Cable for Standard 15' Cable - ADD	119.00
STA545	TAM63/TAM83/TAZ66/TAZ86 - Substitute 45' Cable for Standard 15' Cable - ADD	179.00
STA555	TAM63/TAM83/TAZ66/TAZ86 - Substitute 55' Cable for Standard 15' Cable - ADD	239.00
STA635	TAD6/TAD8/TADP6/TADP8 - Substitute 35' Cable for Standard 15' Cable - ADD	69.00
STA735	TADF6/TADF8 - Substitute 35' Cable for Standard 15' Cable - ADD	129.00
STA745	TADF6/TADF8 - Substitute 45' Cable for Standard 15' Cable - ADD	189.00
STA755	TADF6/TADF8 - Substitute 55' Cable for Standard 15' Cable - ADD	259.00
STA835	TACF85/TANF65/TANF85 - Substitute 35' Cable for Standard 15' Cable - ADD	109.00
STA845	TACF85/TANF65/TANF85 - Substitute 45' Cable for Standard 15' Cable - ADD	159.00
STA855	TACF85/TANF65/TANF85 - Substitute 55' Cable for Standard 15' Cable - ADD	209.00
STA935	TACF85**/TANF85** - Substitute 35' Cable for Standard 15' Cable - ADD	109.00
STA945	TACF85**/TANF85** - Substitute 45' Cable for Standard 15' Cable - ADD	159.00
STA955	TACF85**/TANF85** - Substitute 55' Cable for Standard 15' Cable - ADD	209.00

Tracer™ Series

Tracer™ Series, Super-LED® Light Array, SOLO™, DUO™ or TRIO™ Versions Available in a 1 to 6 Lamp Unit. Lighthoods and mounting ordered as Separate Line items.

TCRHS1	1 Lamp Housing and TCRL* SOLO™ Lighthouse. "L" Bracket Mounting (2 Required) Purchased Separately	321.00
TCRHS2	2 Lamp Housing and TCRL* SOLO™ Lighthoods. "L" Bracket Mounting (3 Required) Purchased Separately	478.00
TCRHS3	3 Lamp Housing and TCRL* SOLO™ Lighthoods. "L" Bracket Mounting (4 Required) Purchased Separately	631.00
TCRHS4	4 Lamp Housing and TCRL* SOLO™ Lighthoods. "L" Bracket Mounting (5 Required) Purchased Separately	776.00
TCRHS5	5 Lamp Housing and TCRL* SOLO™ Lighthoods. "L" Bracket Mounting (6 Required) or Vehicle Specific Mounting Purchased Separately	938.00
TCRHS6	6 Lamp Housing and TCRL* SOLO™ Lighthoods. "L" Bracket Mounting (7 Required) or Vehicle Specific Mounting Purchased Separately	1091.00
TCRL*	SOLO™ Lighthouse, Red, Blue, Amber, or White. No Charge When Ordered with the Appropriate Housing	
TCRHD1	1 Lamp Housing and TCRL** DUO™ Lighthouse. "L" Bracket Mounting (2 Required) Purchased Separately	367.00
TCRHD2	2 Lamp Housing and TCRL** DUO™ Lighthoods. "L" Bracket Mounting (3 Required) Purchased Separately	570.00
TCRHD3	3 Lamp Housing and TCRL** DUO™ Lighthoods. "L" Bracket Mounting (4 Required) Purchased Separately	767.00
TCRHD4	4 Lamp Housing and TCRL** DUO™ Lighthoods. "L" Bracket Mounting (5 Required) Purchased Separately	958.00
TCRHD5	5 Lamp Housing and TCRL** DUO™ Lighthoods. "L" Bracket Mounting (6 Required) or Vehicle Specific Mounting Purchased Separately	1163.00
TCRHD6	6 Lamp Housing and TCRL** DUO™ Lighthoods. "L" Bracket Mounting (7 Required) or Vehicle Specific Mounting Purchased Separately	1359.00
TCRL**	DUO™ Lighthouse, Red, Blue, Amber and/or White. No Charge When Ordered with the Appropriate Housing	
TCRHT1	1 Lamp Housing and TCRL*** TRIO™ Lighthouse. "L" Bracket Mounting (2 Required) Purchased Separately	414.00
TCRHT2	2 Lamp Housing and TCRL*** TRIO™ Lighthoods. "L" Bracket Mounting (3 Required) Purchased Separately	661.00
TCRHT3	3 Lamp Housing and TCRL*** TRIO™ Lighthoods. "L" Bracket Mounting (4 Required) Purchased Separately	902.00
TCRHT4	4 Lamp Housing and TCRL*** TRIO™ Lighthoods. "L" Bracket Mounting (5 Required) Purchased Separately	1137.00
TCRHT5	5 Lamp Housing and TCRL*** TRIO™ Lighthoods. "L" Bracket Mounting (6 Required) or Vehicle Specific Mounting Purchased Separately	1387.00
TCRHT6	6 Lamp Housing and TCRL*** TRIO™ Lighthoods. "L" Bracket Mounting (7 Required) or Vehicle Specific Mounting Purchased Separately	1627.00
TCRLRBC	TRIO™ Lighthouse, Red/Blue/White. No Charge When Ordered with the Appropriate Housing	
TCRLRBA	TRIO™ Lighthouse, Red/Blue/Amber. No Charge When Ordered with the Appropriate Housing	



Tracer™

All models are 12 Volt D.C. only unless otherwise noted above. For other voltages contact factory.

* Replace symbol in model number with letter indicating lens color or LED color desired: A = Amber; B = Blue; C = Clear/White; R = Red; G = Green

Replace symbol in model number with letter indicating SPLIT lens or LED color desired: D = Red/Clear or White; E = Blue/Clear or White; F = Amber/Clear or White; H = Green/Clear or White, J = Red/Blue; K = Red/Amber; L = Red/Green; M = Blue/Amber † (to be discontinued, check availability) ‡ NCNR (special order, check availability, non-cancelable, non-returnable) ! Indicate length desired: 5 foot, 6 foot, 7 foot or 8 foot \$ Indicates Lower Price

AUTOMOTIVE LIST PRICE

No. PL18.0WL

EFFECTIVE: December 20, 2017 VOID: June 28, 2018

↓ †† - NCNR (special order, non-cancelable, non-returnable, check availability). See "Made-To-Order" Statement on Table of Contents Page of this Price List.

MODEL	DESCRIPTION	LIST
Options for Tracer™ Series, All SUVs and Pick Up Trucks must have Factory Running Boards.		
TCRB35	2015-2018 Dodge Charger Mounting Kit, for 5 Lamp Tracer™, Each	39.00
TCRB44	2015-2018 Dodge Durango, Running Board Mounting Kit, for 5 Lamp Tracer™, Each	40.00
TCRB42	2015-2018 Dodge Ram 1500 Crew Cab, Running Board Mounting Kit, for 6 Lamp Tracer™, Each	48.00
TCRB45A	2015-2018 Chevy Silverado 1500 Crew Cab, Running Board Mounting Kit, for 6 Lamp Tracer™, Each	75.00
TCRB45	2009-2018 Chevy Tahoe Running Board Mounting Kit, for 5 Lamp Tracer™, Each	48.00
TCRB47	2015-2018 Ford F-150 SuperCrew and 2017 Ford F-250/F-350 Crew Cab Running Board Mounting Kit, for 6 Lamp Tracer™, Each	85.00
†† TCRB39	† 2015-2016 Ford F-250/F-350 Crew Cab, Running Board Mounting Kit, for 6 Lamp Tracer™, Each	39.00
TCRB38	2013-2018 Ford Police Interceptor Sedan Mounting Kit, for 5 Lamp Tracer™, Each	48.00
TCRB34	2013-2018 Ford Police Interceptor Utility Running Board Mounting Kit, for 5 Lamp Tracer™, Each	40.00
TCRLBKT	1 "L" Bracket and Hardware, See Tracer™ Description for Quantity Required	10.50
TCRLBKT1	1 Single Mounting Bracket and Hardware for Front or Rear Mounting of the Tracer™ Series Under a Lightbar. See Tracer Description for Quantity Required. NOTE: Tracer length will Depend on Lightbar Length and Placement of Mounting Feet. Not for Use with Low Profile Mounting Feet.	10.50
TCRLBKT2	1 Dual Mounting Bracket and Hardware for Front and Rear Mounting of the Tracer™ Series Under a Lightbar. See Tracer Description for Quantity Required. NOTE: Tracer Length will Depend on Lightbar Length and Placement of Mounting Feet. Not for Use with Low Profile Mounting Feet.	10.50



Century™ Series Mini Lightbars

Century™ Series LED Mini Lightbars with Aluminum Base with Color Outer Dome, Unless Specified

MC11P*	11", Permanent Mount, Amber, Blue or Red	369.00
MC11M*	11", Magnetic Mount, Amber, Blue or Red	369.00
MC11S*	11", Stud Mount, Amber, Blue or Red	361.00
MC16P*	16", Permanent Mount, Amber, Blue or Red	389.00
MC16M*	16", Magnetic Mount, Amber, Blue or Red	412.00
MC16V*	16", Magnetic/Suction Mount, Amber, Blue or Red	445.00
MC16S*	16", Stud Mount, Amber, Blue or Red	412.00
MC16PJ	16", Permanent Mount, Driver Side Red, Passenger Side Blue with Clear Dome	389.00
MC16MJ	16", Magnetic Mount, Driver Side Red, Passenger Side Blue with Clear Dome	412.00
MC16VJ	16", Magnetic/Suction Mount, Driver Side Red, Passenger Side Blue with Clear Dome	445.00
MC16SJ	16", Stud Mount, Driver Side Red, Passenger Side Blue with Clear Dome	402.00
MC16PF	16", Permanent Mount, Driver Side Amber, Passenger Side White with Clear Dome	403.00
MC16MF	16", Magnetic Mount, Driver Side Amber, Passenger Side White with Clear Dome	427.00
MC16VF	16", Magnetic/Suction Mount, Driver Side Amber, Passenger Side White with Clear Dome	434.00
MC16SF	16", Stud Mount, Driver Side Amber, Passenger Side White with Clear Dome	402.00
MC23P*	23", Permanent Mount, Amber, Blue or Red	567.00
MC23M*	23", Magnetic Mount, Amber, Blue or Red	592.00
MC23V*	23", Magnetic/Suction Mount, Amber, Blue or Red	612.00
MC23S*	23", Stud Mount, Amber, Blue or Red	592.00



Lightbars, Mini

Mini Legacy™, Super-LED® Series Lightbars

Mini Legacy™ GT9 Series Lightbars, 19.31" Long, Includes Four Linear Super-LED® Corner Modules

GT9****P	Permanent Mount with 15' Cable, Amber, Blue, Red and/or White	1386.00
GT9****M	Magnetic Mount with Cigar Cord, Amber, Blue, Red and/or White	1386.00
GT9****V	Magnetic/Suction Mount with Cigar Cord, Amber, Blue, Red and/or White	1488.00
GSDS*	One Short Super-LED® Single Color Amber, Blue, Red or White	83.00
GTTS	Two Short Super-LED® Take-Down Lights, For Permanent Mount Only	148.00
GTA	Two Super-LED® Alley Lights, For Permanent Mount Only	148.00
GT TSA	Two Short Super-LED® Take-Down and Alley Lights, For Permanent Mount Only	285.00



Mini Liberty™ II SOLO™, Super-LED® Series Lightbars

Mini Liberty™ II IT9 Series Lightbars, 19.31" Long, Includes Four Linear Super-LED® Corner Modules

IT9****P	Permanent Mount with 15' Cable, Amber, Blue, Red and/or White	1219.00
IT9****M	Magnetic Mount with Cigar Cord, Amber, Blue, Red or White	1219.00
IT9****V	Magnetic/Suction Mount with Cigar Cord, Amber, Blue, Red or White	1321.00
IWDS*	One Single Color Short 3 Super-LED® Lighthouse, Amber, Blue, Red or White	120.00
ITTS	Two Short Super-LED® Take-Down Lights, For Permanent Mount Only	148.00
ITA	Two Super-LED® Alley Lights, For Permanent Mount Only	148.00
IT TSA	Two Short Super-LED® Take-Down and Alley Lights, For Permanent Mount Only	285.00



Responder® LP Series Mini Lightbars

Low Profile, Super-LED®. For Multiple Color Lightbars with Clear Outer Dome, Replace " * " with an "S" and use Lighting Package R1\$\$\$00 for R1 Models and R2\$\$\$00 for R2 Models. Replace Symbol "\$" with the Number of Color LED Lightheads Required (Maximum of Six). Order of Color is Red, Blue and Amber.

Responder® LP Series Lightbars, Polycarbonate Base, with Color Outer Dome Standard on Single Color Models.

R1LPP*	Six CON3™ Super-LED® Modules, Permanent Mount, Amber, Blue or Red	491.00
R1LPPF	Six CON3™ Super-LED® Modules, Permanent Mount, Driver Side Amber & Passenger Side White with Clear Dome	491.00
R1LPM*	Six CON3™ Super-LED® Modules, Magnetic Mount, Amber, Blue or Red	516.00
R1LPMF	Six CON3™ Super-LED® Modules, Magnetic Mount, Driver Side Amber & Passenger Side White with Clear Dome	516.00
R1LPV*	Six CON3™ Super-LED® Modules, Magnetic/Suction Mount, Amber, Blue or Red	539.00
R1LPVF	Six CON3™ Super-LED® Modules, Magnetic/Suction Mount, Driver Side Amber & Passenger Side White with Clear Dome	539.00
R2LPP*	Six LIN6™ Super-LED® Modules, Permanent Mount, Amber, Blue or Red	636.00
R2LPM*	Six LIN6™ Super-LED® Modules, Magnetic Mount, Amber, Blue or Red	659.00
R2LPV*	Six LIN6™ Super-LED® Modules, Magnetic/Suction Mount, Amber, Blue or Red	682.00



Responder® LP Series Lightbars, Aluminum Base, with Color Outer Dome Standard on Single Color Models.

R1LPHP*	Six CON3™ Super-LED® Modules, Permanent Mount, Amber, Blue or Red	539.00
R1LPHM*	Six CON3™ Super-LED® Modules, Magnetic Mount, Amber, Blue or Red	563.00
R1LPHV*	Six CON3™ Super-LED® Modules, Magnetic/Suction Mount, Amber, Blue or Red	594.00
R2LPHP*	Six LIN6™ Super-LED® Modules, Permanent Mount, Amber, Blue or Red	710.00
R2LPHM*	Six LIN6™ Super-LED® Modules, Magnetic Mount, Amber, Blue or Red	734.00
R2LPHV*	Six LIN6™ Super-LED® Modules, Magnetic/Suction Mount, Amber, Blue or Red	755.00
†† R2LPPA4	Six LIN6™ Super-LED® Modules, Permanent Mount, Amber, 24 VDC	636.00
†† R2LPMA4	Six LIN6™ Super-LED® Modules, Magnetic Mount, Amber, 24 VDC	659.00

Responder® LP DUO™ Series Lightbars, Polycarbonate Base, with Clear Outer Dome.

†† RDLPPAB	Six DUO™ Amber/Blue Super-LED® Modules, Permanent Mount	1132.00
------------	---	---------

Options for Multi-Color Responder® LP Series, Replace \$ with Number of Color LEDs Required (Maximum Six Modules). Order of colors is Red, Blue, Amber, For White Contact Factory For Pricing.

R1\$\$\$\$00	Six CON3™ Super-LED® Modules, Insert Color, No Charge When Ordered with R1 Split Color Models	
R2\$\$\$\$00	Six LIN6™ Super-LED® Modules, Insert Color, No Charge When Ordered with R2 Split Color Models	

Responder® HD Series Mini Lightbars

Heavy-Duty Rotating and Super-LED®.

Responder® HD Series Lightbars

R10HDP*	Six Super-LED® Modules, Amber, Blue or Red, Permanent Mount	1281.00
R10HDM*	Six Super-LED® Modules, Amber, Blue or Red, Magnetic Mount	1306.00
R10HDV*	Six Super-LED® Modules, Amber, Blue or Red, Magnetic/Suction Cup Mount	1329.00
RDXMM90	90 lb. Pull Magnetic Mount Kit with Cord & Plug	51.00
INSTLRDX	Installation of RDXMM90 on Permanent Mount RHD Series	14.00



Mini Edge® Freedom® IV DYAD™ Series Lightbars

Mini Edge® Freedom® IV Super-LED® Series Lightbars, 21.5" Long (Unless Specified), Includes Four Corner Linear-LED® Modules. First and Second "" for Driver Side Front and Passenger Side Rear and Third and Fourth "" for Driver Side Rear and Passenger Side Front. Clear Outer Domes with Clear Dividers. Multiple Flash Patterns with Passenger Side Cable Exit, Specify LED Color Placement at Time of Order.

F4M****P	Permanent Mount, Amber, Blue, Red and/or White	1485.00
F4M****M	Magnetic Mount, Amber, Blue, Red and/or White	1485.00
F4B****P	23.29" Long, with Center Section, Permanent Mount, Amber, Blue, Red and/or White	1689.00
F4M*0*0F	Two Front Corner Facing Linear-LED®s, Permanent Mount, Amber, Blue, Red and/or White	1012.00
F4G*0*0F	23.29" Long, Two Front Corner Facing Linear-LED®s, Pre-wired for GTT Center Mounted Emitter, Purchased Separately, Permanent Mount, Red or White	1216.00



Options for Mini Edge® Freedom® IV Super-LED® Series Lightbars, Up to Two Front and Two Rear Inboard Modules. Take Down and Alleys for Permanent Mount Only

F4DL*	One Single Color Long 12 Super-LED® Lighthead, Amber, Blue, Red or White	237.00
F4MA3	Two 3-LED Super-LED® Alley Lights, Includes Harnesses	169.00
F4MA6	Two 6-LED Super-LED® Alley Lights, Includes Harnesses	223.00
F4MTL6	Two 6-LED Super-LED® Long Take Down Lights, Includes Harnesses	223.00
F4MTATL3	Two 3-LED Super-LED® Alley Lights and Two 6-LED Super-LED® Long Take Down Lights, Includes Harnesses	323.00
F4MTATL6	Two 6-LED Super-LED® Alley Lights and Two 6-LED Super-LED® Long Take Down Lights, Includes Harnesses	375.00
F4795H	Installation (Pre-wired) of 795H in a Mini Freedom® IV Lightbar, No Charge when Purchased with a 795H Emitter, Center Mount Option Only	
F4MEND*	Color End Dome, For 21.5" Lightbar, When Purchased with a Lightbar, Add Each	29.00
F4MEND#	Color End Dome, For 21.5" Lightbar, with Clear Alley Window, When Purchased with a Lightbar, Add Each	29.00

Lightbars, Mini

All models are 12 Volt D.C. only unless otherwise noted above. For other voltages contact factory.

* Replace symbol in model number with letter indicating lens color or LED color desired: A = Amber; B = Blue; C = Clear/White; R = Red; G = Green

Replace symbol in model number with letter indicating SPLIT lens or LED color desired: D = Red/Clear or White; E = Blue/Clear or White; F = Amber/Clear or White; H = Green/Clear or White; J = Red/Blue; K = Red/Amber; L = Red/Green; M = Blue/Amber † (to be discontinued, check availability) †† NCNR (special order, check availability, non-cancelable, non-returnable) ! Indicate length desired: 5 foot, 6 foot, 7 foot or 8 foot \$ Indicates Lower Price

AUTOMOTIVE LIST PRICE

No. PL18.0WL

EFFECTIVE: December 20, 2017 VOID: June 28, 2018

↓ - NCNR (special order, non-cancelable, non-returnable, check availability). See "Made-To-Order" Statement on Table of Contents Page of this Price List.

MODEL	DESCRIPTION	LIST
F4MENDX	Smoked Dome for Mini Freedom® IV, When Purchased with a Lightbar, Add Each	10.50
F4DIVIDX	Smoked Divider, Add Each	10.50

Mini Freedom® IV Rota-Beam™ Series Lightbars

Mini Freedom® IV Rota-Beam™ Super-LED® Series Lightbars, 23.29" Long, First and Second "" for Driver Side Front and Passenger Side Rear and Third and Forth "" for Driver Side Rear and Passenger Side Front. Clear Outer Domes with Clear Dividers. Multiple Flash Patterns with Passenger Side Cable Exit

R4B****P	Amber, Blue or Red	2965.00
R4B*0*0P	Front Facing, Amber, Blue or Red	2132.00

Mini Freedom® IV Rota-Beam™ Series Lightbars, Options

F4RB*	One Super-LED® Rota-Beam™ Module, Amber, Blue, Red or White, for Inboard Front or Rear	416.00
F4RDL*	One Single Color Long 12 Super-LED® DYAD™ Lighthouse, Amber, Blue, Red or White	237.00
R4BFLASH	Flasher for Front or Rear F4D*s, Purchased Separately. Up to Two per Bar. Each Front or Rear Flasher Controls up to Two Lights, for a Total of Four	104.00
R4BA3	Two 3-LED Super-LED® Alley Lights, Includes Harnesses	169.00
R4BA6	Two 6-LED Super-LED® Alley Lights, Includes Harnesses	223.00
F4RWA*	One Single Color Short 6 Super-LED® DYAD™ Lighthouse, Warning for Alley Light Position, Amber, Blue, Red or White	167.00
R4BTL6	Two 6-LED Super-LED® Long Take Down Lights, Includes Harnesses	223.00
R4B795H	Installation (Pre-wired) of 795H in a Mini Freedom® IV Rota-Beam™ Lightbar, No Charge when Purchased with a 795H Emitter, Center Mount Option Only	
R4BEND*	Color End Dome for 23.29" Lightbar with Center Section Only, When Purchased with a Lightbar, Add Each	29.00
R4BEND#	Color End Dome with Clear Alley Window, for 23.29" Lightbar with Center Section Only, When Purchased with a Lightbar, Add Each	29.00
R4BENDX	Smoked Dome for 23.29" Lightbar with Center Section Only, When Purchased with Lightbar, Add Each	10.50
F4DIVIDX	Smoked Divider, Add Each	10.50



Mini Justice® Series

Mini Justice® JY Series, Includes Four Linear6™ Corner Modules. Permanent Mount Models with 15' Cable.

MJY****P	Permanent Mount, Amber, Blue, Red and/or White	881.00
MJY****M	Magnetic Mount, Amber, Blue, Red and/or White	755.00
MJY****V	Magnetic/Suction Mount, Amber, Blue, Red and/or White	800.00

Options for Mini Justice® Series, Take-Down and Alley Lights for Permanent Mount Models Only.

JDC*	One CON3™, Amber, Blue, Red or White	104.00
JDH*	One LTR3™, Red, Blue and/or Amber. Only for use with Take-Down Lights	104.00
MJTDALL1	Four LR11 Super-LED®s, Two Steady-Burn Take-Down and Two Steady-Burn Alley Lights with 15° Horizontal Adjustment. For Permanent Models Only	285.00



Inner Edge® FST™ and RST™ Series

Extra Low Profile Interior Lightbars, Includes Proclera™ Silicone Optic Technology and Mounting Hardware.

Inner Edge® FST™ Low Current Switching SOLO™, Low Profile Series Lightbars, Upper Front Series with Proclera™ Silicone Optics, Low Power, Scan-Lock™ Flash Patterns and Mounting Kit.

ISFL455	Chevy Tahoe/Suburban, 2015-2018, Chevy Silverado-1500/2500/3500, 2014-2018, Five Lamps, Upper Front Passenger Side Unit Only, with One LED Flashing/Take-Down	599.00
ISFL456	Chevy Tahoe/Suburban, 2015-2018, Chevy Silverado-1500/2500/3500, 2014-2018, Six Lamps, Upper Front Passenger Side Unit Only (No Take-Down)	599.00
ISFL45Z	Chevy Tahoe/Suburban, 2015-2018, Chevy Silverado-1500/2500/3500, 2014-2018, Ten Lamps, Upper Front Two Piece Unit, Individual Driver and Passenger Side Units, with Two LED Flashing/Take-Downs	1036.00
ISFL45X	Chevy Tahoe/Suburban, 2015-2018, Chevy Silverado-1500/2500/3500, 2014-2018, Twelve Lamps, Upper Front Two Piece Unit, Individual Driver and Passenger Side Units (No Take-Downs)	1036.00
ISFL355	Dodge Charger, 2011-2018, Five Lamps, Upper Front Passenger Side Unit Only, with One LED Flashing/Take-Down	599.00
ISFL356	Dodge Charger, 2011-2018, Six Lamps, Upper Front Passenger Side Unit Only (No Take-Down)	599.00
ISFL35Z	Dodge Charger, 2011-2018, Ten Lamps, Upper Front Two Piece Unit, Individual Driver and Passenger Side Units, with Two LED Flashing/Take-Downs	1036.00
ISFL35X	Dodge Charger, 2011-2018, Twelve Lamps, Upper Front Two Piece Unit, Individual Driver and Passenger Side Units (No Take-Downs)	1036.00
ISFL345	Ford Police Interceptor Utility, 2013-2018, Five Lamps, Upper Front Passenger Side Unit Only, with One LED Flashing/Take-Down	599.00
ISFL346	Ford Police Interceptor Utility, 2013-2018, Six Lamps, Upper Front Passenger Side Unit Only (No Take-Down)	599.00



Lightbars

ISFL34Z	Ford Police Interceptor Utility, 2013-2018, Ten Lamps, Upper Front Two Piece Unit, Individual Driver and Passenger Side Units, with Two LED Flashing/Take-Downs	1036.00
ISFL34X	Ford Police Interceptor Utility, 2013-2018, Twelve Lamps, Upper Front Two Piece Unit, Individual Driver and Passenger Side Units (No Take-Downs)	1036.00
ISFL474	Ford F-150, 2015-2018, F-250/F-350, 2017-2018, Four Lamps, Upper Front Passenger Side Unit Only, with One LED Flashing/Take-Down	569.00
ISFL475	Ford F-150, 2015-2018, F-250/F-350, 2017-2018, Five Lamps, Upper Front Passenger Side Unit Only (No Take-Down)	569.00
ISFL478	Ford F-150, 2015-2018, F-250/F-350, 2017-2018, Eight Lamps, Upper Front Two Piece Unit, Individual Driver and Passenger Side Units, with Two LED Flashing/Take-Downs	976.00
ISFL47Z	Ford F-150, 2015-2018, F-250/F-350, 2017-2018, Ten Lamps, Upper Front Two Piece Unit, Individual Driver and Passenger Side Units (No Take-Downs)	976.00
ISFL434	Ford Fusion, 2013-2018, Four Lamps, Upper Front Passenger Side Unit Only, with One LED Flashing/Take-Down	569.00
ISFL435	Ford Fusion, 2013-2018, Five Lamps, Upper Front Passenger Side Unit Only (No Take-Down)	569.00
ISFL438	Ford Fusion, 2013-2018, Eight Lamps, Upper Front Two Piece Unit, Individual Driver and Passenger Side Units, with Two LED Flashing/Take-Downs	976.00
ISFL43Z	Ford Fusion, 2013-2018, Ten Lamps, Upper Front Two Piece Unit, Individual Driver and Passenger Side Units (No Take-Downs)	976.00
ISFL385	Ford Police Interceptor Sedan, 2013-2018, Five Lamps, Upper Front Passenger Side Unit Only, with One LED Flashing/Take-Down	599.00
ISFL386	Ford Police Interceptor Sedan, 2013-2018, Six Lamps, Upper Front Passenger Side Unit Only (No Take-Down)	599.00
ISFL38Z	Ford Police Interceptor Sedan, 2013-2018, Ten Lamps, Upper Front Two Piece Unit, Individual Driver and Passenger Side Units, with Two LED Flashing/Take-Downs	1036.00
ISFL38X	Ford Police Interceptor Sedan, 2013-2018, Twelve Lamps, Upper Front Two Piece Unit, Individual Driver and Passenger Side Units (No Take-Downs)	1036.00
ISS*	One SOLO™ Lighthouse for FST™ and RST™ Series, No Charge When Ordered with Inner Edge® Tray	

Inner Edge® FST™ WeCan®, SOLO™, DUO™ and TRIO™, Low Profile Series Lightbars, Upper Front Series with Proclera™ Silicone Optics, Low Power, Scan-Lock™ Flash Patterns and Mounting Kit. (Additional Charge for DUO™ and TRIO™ Lighthoods)

ISFW455	Chevy Tahoe/Suburban, 2015-2018, Chevy Silverado-1500/2500/3500, 2014-2018, Five Lamps, Upper Front Passenger Side Unit Only, with One LED Flashing/Take-Down	699.00
ISFW456	Chevy Tahoe/Suburban, 2015-2018, Chevy Silverado-1500/2500/3500, 2014-2018, Six Lamps, Upper Front Passenger Side Unit Only (No Take-Down)	699.00
ISFW45Z	Chevy Tahoe/Suburban, 2015-2018, Chevy Silverado-1500/2500/3500, 2014-2018, Ten Lamps, Upper Front Two Piece Unit, Individual Driver and Passenger Side Units, with Two LED Flashing/Take-Downs	1136.00
ISFW45X	Chevy Tahoe/Suburban, 2015-2018, Chevy Silverado-1500/2500/3500, 2014-2018, Twelve Lamps, Upper Front Two Piece Unit, Individual Driver and Passenger Side Units (No Take-Downs)	1136.00
ISFW355	Dodge Charger, 2011-2018, Five Lamps, Upper Front Passenger Side Unit Only, with One LED Flashing/Take-Down	699.00
ISFW356	Dodge Charger, 2011-2018, Six Lamps, Upper Front Passenger Side Unit Only (No Take-Down)	699.00
ISFW35Z	Dodge Charger, 2011-2018, Ten Lamps, Upper Front Two Piece Unit, Individual Driver and Passenger Side Units, with Two LED Flashing/Take-Downs	1136.00
ISFW35X	Dodge Charger, 2011-2018, Twelve Lamps, Upper Front Two Piece Unit, Individual Driver and Passenger Side Units (No Take-Downs)	1136.00
ISFW345	Ford Police Interceptor Utility, 2013-2018, Five Lamps, Upper Front Passenger Side Unit Only, with One LED Flashing/Take-Down	699.00
ISFW346	Ford Police Interceptor Utility, 2013-2018, Six Lamps, Upper Front Passenger Side Unit Only (No Take-Down)	699.00
ISFW34Z	Ford Police Interceptor Utility, 2013-2018, Ten Lamps, Upper Front Two Piece Unit, Individual Driver and Passenger Side Units, with Two LED Flashing/Take-Downs	1136.00
ISFW34X	Ford Police Interceptor Utility, 2013-2018, Twelve Lamps, Upper Front Two Piece Unit, Individual Driver and Passenger Side Units (No Take-Downs)	1136.00
ISFW474	Ford F-150, 2015-2018, F-250/F-350, 2017-2018, Four Lamps, Upper Front Passenger Side Unit Only, with One LED Flashing/Take-Down	669.00
ISFW475	Ford F-150, 2015-2018, F-250/F-350, 2017-2018, Five Lamps, Upper Front Passenger Side Unit Only (No Take-Down)	669.00
ISFW478	Ford F-150, 2015-2018, F-250/F-350, 2017-2018, Eight Lamps, Upper Front Two Piece Unit, Individual Driver and Passenger Side Units, with Two LED Flashing/Take-Downs	1106.00
ISFW47Z	Ford F-150, 2015-2018, F-250/F-350, 2017-2018, Ten Lamps, Upper Front Two Piece Unit, Individual Driver and Passenger Side Units (No Take-Downs)	1106.00
ISFW434	Ford Fusion, 2013-2018, Four Lamps, Upper Front Passenger Side Unit Only, with One LED Flashing/Take-Down	669.00
ISFW435	Ford Fusion, 2013-2018, Five Lamps, Upper Front Passenger Side Unit Only (No Take-Down)	669.00
ISFW438	Ford Fusion, 2013-2018, Eight Lamps, Upper Front Two Piece Unit, Individual Driver and Passenger Side Units, with Two LED Flashing/Take-Downs	1106.00
ISFW43Z	Ford Fusion, 2013-2018, Ten Lamps, Upper Front Two Piece Unit, Individual Driver and Passenger Side Units (No Take-Downs)	1106.00



Lightbars

All models are 12 Volt D.C. only unless otherwise noted above. For other voltages contact factory.


* Replace symbol in model number with letter indicating lens color or LED color desired: A = Amber; B = Blue; C = Clear/White; R = Red; G = Green

Replace symbol in model number with letter indicating SPLIT lens or LED color desired: D = Red/Clear or White; E = Blue/Clear or White; F = Amber/Clear or White; H = Green/Clear or White, J = Red/Blue; K = Red/Amber; L = Red/Green; M = Blue/Amber † (to be discontinued, check availability) ‡ NCNR (special order, check availability, non-cancelable, non-returnable) ! Indicate length desired: 5 foot, 6 foot, 7 foot or 8 foot \$ Indicates Lower Price

AUTOMOTIVE LIST PRICE

No. PL18.0WL

EFFECTIVE: December 20, 2017 VOID: June 28, 2018

↓  - NCNR (special order, non-cancelable, non-returnable, check availability). See "Made-To-Order" Statement on Table of Contents Page of this Price List.

MODEL	DESCRIPTION	LIST
ISFW385	Ford Police Interceptor Sedan, 2013-2018, Five Lamps, Upper Front Passenger Side Unit Only, with One LED Flashing/Take-Down	669.00
ISFW386	Ford Police Interceptor Sedan, 2013-2018, Six Lamps, Upper Front Passenger Side Unit Only (No Take-Down)	669.00
ISFW38Z	Ford Police Interceptor Sedan, 2013-2018, Ten Lamps, Upper Front Two Piece Unit, Individual Driver and Passenger Side Units, with Two LED Flashing/Take-Downs	1136.00
ISFW38X	Ford Police Interceptor Sedan, 2013-2018, Twelve Lamps, Upper Front Two Piece Unit, Individual Driver and Passenger Side Units (No Take-Downs)	1136.00
ISS*	One SOLO™ Lighthouse for FST™ and RST™ Series, No Charge When Ordered with Inner Edge® Tray	
ISD#	One DUO™ Lighthouse for FST™ and RST™, For WeCan® Series Only, Price Available When Ordered with Inner Edge® Tray	48.00
ISTRBA	One TRIO™ Lighthouse, Red/Blue/Amber, For WeCan® Series Only, Price Available When Ordered with Inner Edge® Tray	96.00
ISTRCA	One TRIO™ Lighthouse, Red/White/Amber, For WeCan® Series Only, Price Available When Ordered with Inner Edge® Tray	96.00
ISTBCA	One TRIO™ Lighthouse, Blue/White/Amber, For WeCan® Series Only, Price Available When Ordered with Inner Edge® Tray	96.00
ISTRBC	One TRIO™ Lighthouse, Red/Blue/White, For WeCan® Series Only, Price Available When Ordered with Inner Edge® Tray	
DELWCCP	Delete WeCan® Control Point (DEDUCT)	39.00
Inner Edge® RST™ Series, Rear Facing Super-LED® Lightbars with Proclera™ Silicone Optics, Eight, Ten or Twelve Lamp Arrays in SOLO™, DUO™ or TRIO™ Technology. (Additional Charge for DUO™ and TRIO™ Lighthoods)		
ITRAYL8	8 Lamp Tray, Low Current, Choose 8 SOLO™ Lighthoods and Vehicle Specific Housing and Mount	1019.00
ITRAYL10	10 Lamp Tray, Low Current, Choose 10 SOLO™ Lighthoods and Vehicle Specific Housing and Mount	1121.00
ITRAYL12	12 Lamp Tray, Low Current, Choose 12 SOLO™ Lighthoods and Vehicle Specific Housing and Mount, For Use in Dodge Charger and Ford Police Interceptor Sedans Only	1325.00
ITRAYW8	8 Lamp Tray, WeCan®, Choose 8 SOLO™, DUO™ or TRIO™ Lighthoods and Vehicle Specific Housing and Mount	1119.00
ITRAYW10	10 Lamp Tray, WeCan®, Choose 10 SOLO™, DUO™ or TRIO™ Lighthoods and Vehicle Specific Housing and Mount	1221.00
ITRAYW12	12 Lamp Tray, WeCan®, Choose 12 SOLO™, DUO™ or TRIO™ Lighthoods and Vehicle Specific Housing and Mount, For Use in Dodge Charger and Ford Police Interceptor Sedans Only	1425.00
ISS*	One SOLO™ Lighthouse for FST™ and RST™ Series, No Charge When Ordered with Inner Edge® Tray	
ISD#	One DUO™ Lighthouse for FST™ and RST™, For WeCan® Series Only, Price Available When Ordered with Inner Edge® Tray	48.00
ISTRBA	One TRIO™ Lighthouse, Red/Blue/Amber, For WeCan® Series Only, Price Available When Ordered with Inner Edge® Tray	96.00
ISTRCA	One TRIO™ Lighthouse, Red/White/Amber, For WeCan® Series Only, Price Available When Ordered with Inner Edge® Tray	96.00
ISTBCA	One TRIO™ Lighthouse, Blue/White/Amber, For WeCan® Series Only, Price Available When Ordered with Inner Edge® Tray	96.00
ISTRBC	One TRIO™ Lighthouse, Red/Blue/White, For WeCan® Series Only, Price Available When Ordered with Inner Edge® Tray	96.00
IS458	Chevy Tahoe/Suburban, 2015-2018, Upper Rear Housing for Eight or Ten Modules, No Charge When Ordered with Inner Edge® Tray	
IS358	Dodge Charger, 2011-2018, Lower Rear Housing for Eight or Ten Modules, No Charge When Ordered with Inner Edge® Tray	
IS35Z	Dodge Charger, 2011-2018, Lower Rear Housing for Twelve Modules, No Charge When Ordered with Inner Edge® Tray	
IS348	Ford Police Interceptor Utility, 2013-2018, Upper Rear Housing for Eight or Ten Modules, No Charge When Ordered with Inner Edge® Tray	
IS388	Ford Police Interceptor Sedan, 2013-2018, Lower Rear Housing for Eight or Ten Modules, No Charge When Ordered with Inner Edge® Tray	
IS38Z	Ford Police Interceptor Sedan, 2013-2018, Lower Rear Housing for Twelve Modules, No Charge When Ordered with Inner Edge® Tray	
DELWCCP	Delete WeCan® Control Point (DEDUCT)	39.00



Lightbars

Outer Edge® Series Lightbars

Outer Edge® Rear Facing Upper Exterior Mount, ION™ Super-LED® Low Current, Standard with Traffic Advisor™ Patterns.

OELS45	Six Lamp Warning, Two Piece, For Chevy Tahoe 2015-2018, Requires Six SOLO™ OEION*	1069.00
OELS34	Six Lamp Warning, Two Piece, For Ford Police Interceptor Utility 2013-2018, Requires Six SOLO™ OEION*	1069.00



OEION*	SOLO™ Lighthouse, Six Required, No Charge when Ordered with Outer Edge®	
OEION*X	SOLO™ Lighthouse, with Smoked Lens, Six Required, When Ordered with Outer Edge®, Add Each	10.50
Outer Edge® Rear Facing Upper Exterior Mount, ION™ Super-LED®, Allows Individual Control of Each Lighthouse Color. Requires Remote Flasher, CenCom Carbide™, CanTrol® or REMOTE16 Module, Purchased Separately.		
OEWS45	Six Lamp, Two Piece, For Chevy Tahoe 2015-2018, Requires Six SOLO™ OEION* Lighthouses	1019.00
OEWS34	Six Lamp, Two Piece, For Ford Police Interceptor Utility 2013-2018, Requires Six SOLO™ OEION* Lighthouses	1019.00
OEION*	SOLO™ Lighthouse, for OEWS Series Only, Six Required, No Charge when Ordered with Outer Edge®	
OEION*X	SOLO™ Lighthouse, with Smoked Lens, for OEWS Series only, Six Required, When Ordered with Outer Edge®, Add Each	10.50
OEWD45	Six Lamp, Two Piece, For Chevy Tahoe 2015-2018, Requires Six DUO™ OEI2 Lighthouses	1429.00
OEWD34	Six Lamp, Two Piece, For Ford Police Interceptor Utility 2013-2018, Requires Six DUO™ OEI2 Lighthouses	1429.00
OEI2#	DUO™ Lighthouse for OEWD Series Only, Six Required, No Charge when Ordered with Outer Edge®	
OEI2#X	DUO™ Lighthouse, with Smoked Lens, for OEWD Series only, Six Required, When Ordered with Outer Edge®, Add Each	10.50
OEWT45	Six Lamp, Two Piece, For Chevy Tahoe 2015-2018, Requires Six TRIO™ OEI3 Lighthouses	1649.00
OEWT34	Six Lamp, Two Piece, For Ford Police Interceptor Utility 2013-2018, Requires Six TRIO™ OEI3 Lighthouses	1649.00
OEI3RBA	TRIO™ Lighthouse, Red/Blue/Amber, for OEWT Series Only, Six Required, No Charge when Ordered with Outer Edge®	
OEI3RCA	TRIO™ Lighthouse, Red/White/Amber, for OEWT Series Only, Six Required, No Charge when Ordered with Outer Edge®	
OEI3BCA	TRIO™ Lighthouse, Blue/White/Amber, for OEWT Series Only, Six Required, No Charge when Ordered with Outer Edge®	
OEI3RBC	TRIO™ Lighthouse, Red/Blue/White, for OEWT Series Only, Six Required, No Charge when Ordered with Outer Edge®	
OEI3RBAX	TRIO™ Lighthouse, with Smoked Lens, Red/Blue/Amber, for OEWT Series Only, Six Required, When Ordered with Outer Edge®, Add Each	10.50
OEI3RCAX	TRIO™ Lighthouse, with Smoked Lens, Red/White/Amber, for OEWT Series Only, Six Required, When Ordered with Outer Edge®, Add Each	10.50
OEI3BCAX	TRIO™ Lighthouse, with Smoked Lens, Blue/White/Amber, for OEWT Series Only, Six Required, When Ordered with Outer Edge®, Add Each	10.50
OEI3RBCX	TRIO™ Lighthouse, with Smoked Lens, Red/Blue/White, for OEWT Series Only, Six Required, When Ordered with Outer Edge®, Add Each	10.50
Outer Edge® Rear Pillar Exterior Mount, ION™ Super-LED® Low Current		
RPLS45	Six Lamp, Two Piece, For Chevy Tahoe 2016-2018, Requires Six SOLO™ OEION* Lighthouses	1469.00
RPLS34	Six Lamp, Two Piece, For Ford Police Interceptor Utility 2013-2018, Requires Six SOLO™ OEION* Lighthouses	1209.00
OEION*	SOLO™ Lighthouse, Six Required, No Charge when Ordered with Outer Edge®	
OEION*X	SOLO™ Lighthouse, with Smoked Lens, Six Required, When Ordered with Outer Edge®, Add Each	10.50
Outer Edge® Rear Pillar Exterior Mount, ION™ Super-LED®, Allows Individual Control of Each Lighthouse Color. Requires Remote Flasher, CenCom Carbide™, CanTrol® or REMOTE16 Module, Purchased Separately.		
RPWS45	Six Lamp, Two Piece, For Chevy Tahoe 2016-2018, Requires Six SOLO™ OEION* Lighthouses	1379.00
RPWS34	Six Lamp, Two Piece, For Ford Police Interceptor Utility 2013-2018, Requires Six SOLO™ OEION* Lighthouses	1060.00
OEION*	SOLO™ Lighthouse, for RPWS Series Only, Six Required, No Charge when Ordered with Outer Edge®	
OEION*X	SOLO™ Lighthouse, with Smoked Lens, for RPWS Series only, Six Required, When Ordered with Outer Edge®, Add Each	10.50
RPWD45	Six Lamp, Two Piece, For Chevy Tahoe 2016-2018, Requires Six DUO™ OEI2 Lighthouses	1639.00
RPWD34	Six Lamp, Two Piece, For Ford Police Interceptor Utility 2013-2018, Requires Six DUO™ OEI2 Lighthouses	1439.00
OEI2#	DUO™ Lighthouse for RPWD Series Only, Six Required, No Charge when Ordered with Outer Edge®	
OEI2#X	DUO™ Lighthouse, with Smoked Lens, for RPWD Series Only, Six Required, When Ordered with Outer Edge®, Add Each	10.50
RPWT45	Six Lamp, Two Piece, For Chevy Tahoe 2016-2018, Requires Six TRIO™ OEI3 Lighthouses	1799.00
RPWT34	Six Lamp, Two Piece, For Ford Police Interceptor Utility 2013-2018, Requires Six TRIO™ OEI3 Lighthouses	1629.00
OEI3RBA	TRIO™ Lighthouse, Red/Blue/Amber, for RPWT Series Only, Six Required, No Charge when Ordered with Outer Edge®	
OEI3RCA	TRIO™ Lighthouse, Red/White/Amber, for RPWT Series Only, Six Required, No Charge when Ordered with Outer Edge®	
OEI3BCA	TRIO™ Lighthouse, Blue/White/Amber, for RPWT Series Only, Six Required, No Charge when Ordered with Outer Edge®	



Lighthouses

All models are 12 Volt D.C. only unless otherwise noted above. For other voltages contact factory.

* Replace symbol in model number with letter indicating lens color or LED color desired: A = Amber; B = Blue; C = Clear/White; R = Red; G = Green

Replace symbol in model number with letter indicating SPLIT lens or LED color desired: D = Red/Clear or White; E = Blue/Clear or White; F = Amber/Clear or White; H = Green/Clear or White; J = Red/Blue; K = Red/Amber; L = Red/Green; M = Blue/Amber † (to be discontinued, check availability) ‡ NCNR (special order, check availability, non-cancelable, non-returnable) ! Indicate length desired: 5 foot, 6 foot, 7 foot or 8 foot \$ Indicates Lower Price

AUTOMOTIVE LIST PRICE

No. PL18.0WL

EFFECTIVE: December 20, 2017 VOID: June 28, 2018

↓ - NCNR (special order, non-cancelable, non-returnable, check availability). See "Made-To-Order" Statement on Table of Contents Page of this Price List.

MODEL	DESCRIPTION	LIST
OEI3RBC	TRIO™ Lighthead, Red/Blue/White, for RPWT Series Only, Six Required, No Charge when Ordered with Outer Edge®	
OEI3RBAX	TRIO™ Lighthead, with Smoked Lens, Red/Blue/Amber, for RPWT Series Only, Six Required, When Ordered with Outer Edge®, Add Each	10.50
OEI3RCAX	TRIO™ Lighthead, with Smoked Lens, Red/White/Amber, for RPWT Series Only, Six Required, When Ordered with Outer Edge®, Add Each	10.50
OEI3BCAX	TRIO™ Lighthead, with Smoked Lens, Blue/White/Amber, for RPWT Series Only, Six Required, When Ordered with Outer Edge®, Add Each	10.50
OEI3RBCX	TRIO™ Lighthead, with Smoked Lens, Red/Blue/White, for RPWT Series Only, Six Required, When Ordered with Outer Edge®, Add Each	10.50

Freedom® IV DYAD™ Series Lightbars

Clear Outer Domes with Clear Dividers. Multiple Flash Patterns with Passenger Side Cable Exit (For Mounting Options. (For Mounting Options, See Optional Mounting Kits).

Edge® Freedom® IV F4W WeCan® Series Super-LED® Lightbars, Includes Four Corner Linear-LED® Modules with Independent Control of Each Level of Each Lighthead

F4W4****	44.5", 4 Red, Blue, Amber and/or White, Single or Two Color Over/Under Modules	1952.00
F4W8****	49.25", 4 Red, Blue, Amber and/or White, Single or Two Color Over/Under Modules	1952.00
F4W2****	55", 4 Red, Blue, Amber and/or White, Single or Two Color Over/Under Modules	1952.00
F4W0****	60", 4 Red, Blue, Amber and/or White, Single or Two Color Over/Under Modules, Freight Surcharges May Apply	2430.00
F4W7****	72", 4 Red, Blue, Amber and/or White, Single or Two Color Over/Under Modules, Freight Surcharges May Apply	2430.00



Edge® Freedom® IV F4X Low Current Series Super-LED® Lightbars, Includes Four Corner Linear-LED® Modules

F4X4****	44.5", 4 Red, Blue, Amber and/or White, Single Color Modules	1844.00
F4X8****	49.25", 4 Red, Blue, Amber and/or White, Single Color Modules	1844.00
F4X2****	55", 4 Red, Blue, Amber and/or White, Single Color Modules	1844.00
F4X0****	60", 4 Red, Blue, Amber and/or White, Single Color Modules, Freight Surcharges May Apply	2322.00
F4X7****	72", 4 Red, Blue, Amber and/or White, Single Color Modules, Freight Surcharges May Apply	2322.00

Edge® Freedom® IV Series Options

F4DL*	One Single Color Long 12 Super-LED® DYAD™ Lighthead, Red, Blue, Amber or White	237.00
F4DS*	One Single Color Short 6 Super-LED® DYAD™ Lighthead, Red, Blue, Amber or White	167.00
F4DL#	One Two Color Long 12 Super-LED® DYAD™ Lighthead, Amber, Blue, Red and/or White, for F4W Series Only	237.00
F4DS#	One Two Color Short 6 Super-LED® DYAD™ Lighthead, Amber, Blue, Red and/or White, for F4W Series Only	167.00
F4A3	Two 3-LED Super-LED® Alley Lights	156.00
F4A6	Two 6-LED Super-LED® Alley Lights	223.00
F4WA*	One Single Color Short 6 Super-LED® DYAD™ Lighthead, Warning for Alley Light Position, Red, Blue, Amber or White	167.00
F4RWA#	One Single Short 6 Super-LED® Lighthead, Amber, Blue, Red with White Alley light, for F4W Series Only	167.00
F4TL6	Two 6-LED Super-LED® Long Take Down Lights	223.00
F4TS6	Two 6-LED Super-LED® Short Take Down Lights	223.00
F4WBTT	Two LED Brake/Tail/Turn Lights for 44"-60" F4W Series Only	234.00
F4XBTT	Two LED Brake/Tail/Turn Lights for F4X Series Only, Includes External Harness	271.00
F4XTACBL	Traffic Advisor™ Internal and External Cables, Lighthoods Purchased Separately, When Purchased with Lightbar Only	259.00
F4XTACTL	Traffic Advisor™ Internal and External Cables and Control Head, Lighthoods Purchased Separately, When Purchased with Lightbar Only	568.00
DELWCCP	Delete WeCan® Control Point, F4W Series Only (DEDUCT)	39.00
WCC92SUB	Substitute WCC92 WeCan® Controller for WeCan® Control Point, When Purchased with F4W Series Only (Not for Use with Photocell Option)	167.00
F4DSCBL	Driver Side Cable Exit	65.00
FLBULK18	Bulk Package of 18 Freedom® IV's, In Place of Individually Boxed Lightbars - Deduct	60.00
795H	GTT Self-Contained LED IR Emitter, Refer to GTT Opticom™ Emitter Section for Pricing	
F4795H	Installation (Pre-wired) of 795H in a Freedom® IV Lightbar, No Charge when Purchased with a 795H Emitter, Center Mount Option Only	
F4795HT	Two 3-LED Take Downs and Installation (Pre-wired) of 795H (Purchased Separately) in a Freedom® IV Lightbar, Center Mount Option Only	281.00
F4500S	Strobe for Center Mount, Includes External Cable, Center Mount Only	195.00
F4500ST	Two 3-LED Take Downs and Strobe, Includes External Cable for Strobe, Center Mount Option Only	342.00
PF_#F4#	Pioneer™ Lightbar Mount for Freedom® IV, Refer to Pioneer and Pioneer Plus™ Series Lightbar Mount for Models and Pricing	
F4WPHOTO	Photocell Option for Hi/Low Power, F4W Series Only, No Charge when Ordered with Lightbar (Not for Use with Smoked or Colored Lens or with WCC92/WCC92SUB)	

F4XPHOTO	Photocell Option for Hi/Low Power, F4X Series Only, No Charge when Ordered with Lightbar (Not for Use with Smoked or Colored Lens or with WCC92/WCC92SUB)	
F4CF*	Color Filter, Corner Module, Each	6.15
F4LF*	Color Filter, Long Module, Each	6.15
F4SF*	Color Filter, Short Module, Each	6.15
F42END*	Color End Dome for 44" or 55" Lightbar, When Purchased with a Lightbar, Add Each	29.00
F42END#	Color End Dome with Clear Alley Window, for 44" or 55" Lightbar, When Purchased with a Lightbar, Add Each	29.00
F48END*	Color End Dome for 49", 60", 70", 72", 76", 81", 92" and 98" Lightbar, When Purchased with a Lightbar, Add Each	29.00
F48END#	Color End Dome with Clear Alley Window, for 49", 60", 70", 72", 76", 81", 92" and 98" Lightbar, When Purchased with a Lightbar, Add Each	29.00
F41CNT*	Color Center Dome for One Light Center Section, When Purchased with a Lightbar, Add Each	14.00
F42CNT*	Color Center Dome for Two Light Center Section, When Purchased with a Lightbar, Add Each	14.00
F42ENDX	Smoked End Dome for 44" and 55" Lightbar, When Purchased with a Lightbar, Add Each	10.50
F48ENDX	Smoked End Dome for 49", 60", 72", 81", 92" and 98" Lightbar, When Purchased with a Lightbar, Add Each	10.50
F41CNTX	Smoked Center Dome for One Light Center Section, When Purchased with a Lightbar, Add Each	10.50
F42CNTX	Smoked Center Dome for Two Light Center Section, When Purchased with a Lightbar, Add Each	10.50
F4DIVIDX	Smoked Divider, Add Each	10.50

Freedom® IV Rota-Beam™ Super-LED® Series Lightbars
 Clear Outer Domes with Clear Dividers. Multiple Flash Patterns with Passenger Side Cable Exit (For Mounting Options, See Optional Mounting Kits).

Edge® Freedom® IV F4R Rota-Beam™ Series Super-LED® Lightbars, Includes Four Half Corner Super-LED® Beacons and Scan-Lock™ Flash Patterns.

F4R2****	55", 4 Red, Blue, Amber and/or White, Single Color Modules	3121.00
F4R0****	60", 4 Red, Blue, Amber and/or White, Single Color Modules	3423.00
F4R7****	72", 4 Red, Blue, Amber and/or White, Single Color Modules	3423.00



Edge® Freedom® IV Rota-Beam™ Series Options

F4RB*	One Super-LED® Rota-Beam™ Module, Red, Blue, Amber or White, for Inboard Front or Rear	416.00
F4RDL*	One Single Long 12 Super-LED® Lighthouse, Red, Blue, Amber or White	237.00
F4RDS*	One Single Short 6 Super-LED® Lighthouse, Red, Blue, Amber or White	167.00
F4RA3	Two 3-LED Super-LED® Alley Lights	169.00
F4RA6	Two 6-LED Super-LED® Alley Lights	223.00
F4R6TL	Two 6-LED Super-LED® Long Take Down Lights	223.00
F4R3TS	Two 3-LED Super-LED® Short Take Down Lights	169.00
F4R6TS	Two 6-LED Super-LED® Short Take Down Lights	223.00
F4RFLASH	Flasher for Front or Rear F4RDS* and F4RDL*, purchased separately. Up to Two per Bar. Each Front or Rear Flasher Controls up to Four Lights, for a Total of Eight	104.00
F4795H	Installation (Pre-wired) of 795H in a Freedom® IV Rota-Beam™ Lightbar, No Charge when Purchased with a 795H Emitter, Center Mount Option Only	
FRDSCBL	Driver Side Cable Exit, for Lightbars up to 60" Long	65.00
F4RDSC72	Driver Side Cable Exit, for Lightbars 72" or Longer	65.00

Legacy® Super-LED® Series Lightbars
 WeCan® with DUO+™, Diamond Optix™ and Multiple Flash Patterns. Clear Outer Lens with Passenger Side Cable Exit. For Mounting Options, Use MKLP Models located in the Optional Mounting Kits.

Legacy® GB WeCan® DUO+™ Color Series Super-LED®, Includes Four Extra High Intensity Corner Linear-LED® Modules with Independent Control of the Two Colors of Each Lighthouse.

GB4****	44", 4 Single Color Red, Blue, Amber and/or White	2080.00
GB4####	44", 4 Two Color Red, Blue, Amber and/or White	2080.00
GB8****	48", 4 Single Color Red, Blue, Amber or White	2080.00
GB8####	48", 4 Two Color Red, Blue, Amber and/or White	2080.00
GB2****	54", 4 Single Color Red, Blue, Amber and/or White	2236.00
GB2####	54", 4 Two Color Red, Blue, Amber and/or White	2236.00



Legacy® Series Options, Options not Available on all Models, Refer to WeCad™ Build-A-Bar Program for Lighthouse Placement.

GBDL*	One Single Color DUO+™ Red, Blue, Amber or White, Long Super-LED® Lighthouse	208.00
GBDL#	One Dual Color DUO+™ Red, Blue, Amber and/or White, Long Super-LED® Lighthouse	208.00
GBDS*	One Single Color DUO+™ Red, Blue, Amber or White, Short Super-LED® Lighthouse	121.00
GBDS#	One Dual Color DUO+™ Red, Blue, Amber and/or White, Short Super-LED® Lighthouse	121.00
GBTL	Two Long Super-LED® Take-Down Lights	233.00
GBTS	Two Short Super-LED® Take-Down Lights	131.00
GBA	Two Super-LED® Alley Lights	131.00
GBAW*	One Super-LED® DUO+™ Warning/Warning or Warning/Alley Light, Single Color	121.00
GBAW#	One Super-LED® DUO+™ Warning/Warning or Warning/Alley Light, Dual Color	121.00
GBCF*	Color Filter, Corner Module	6.15
GBLF*	Color Filter, Long Module	6.15
GBSF*	Color Filter, Short Module	6.15

Lightbars

All models are 12 Volt D.C. only unless otherwise noted above. For other voltages contact factory.

* Replace symbol in model number with letter indicating lens color or LED color desired: A = Amber; B = Blue; C = Clear/White; R = Red; G = Green

Replace symbol in model number with letter indicating SPLIT lens or LED color desired: D = Red/Clear or White; E = Blue/Clear or White; F = Amber/Clear or White; H = Green/Clear or White; J = Red/Blue; K = Red/Amber; L = Red/Green; M = Blue/Amber † (to be discontinued, check availability) ‡ NCNR (special order, check availability, non-cancelable, non-returnable) ! Indicate length desired: 5 foot, 6 foot, 7 foot or 8 foot \$ Indicates Lower Price

AUTOMOTIVE LIST PRICE

No. PL18.0WL

EFFECTIVE: December 20, 2017 VOID: June 28, 2018

↓ †† - NCNR (special order, non-cancelable, non-returnable, check availability). See "Made-To-Order" Statement on Table of Contents Page of this Price List.

MODEL	DESCRIPTION	LIST
WCC92SUB	Substitute WCC92 WeCan® Controller for WeCan Control Point, For Use with Legacy® Series Only (Not for Use with Photocell Option)	167.00
DELWCCP	Delete WeCan® Control Point (DEDUCT)	39.00
GBDSCBL	Driver Side Cable Exit	65.00
GB8ENDX	Smoked End Dome for 48" Lightbar Only, When Purchased with a Lightbar, Add Each	10.50
GB2ENDX	Smoked End Dome, for 44" or 54" Lightbar Only, Purchased with a Lightbar, Add Each	10.50
GBCENTX	Smoked Center Dome for 54" Lightbar Only, When Purchased with a Lightbar, Add	10.50
GBDIVIDX	Smoked Divider, When Purchased with a Lightbar, Add Each	10.50
GSPHOTO	Photocell Option for Hi/Low Power, No Charge when Ordered with Lightbar (Not for Use with Smoked or Colored Lens or with WCC92/WCC92SUB)	

Legacy® TRIO™ Series Super-LED® Lightbars

Includes Four Corner TRIO™ Modules, Alley Lights and Clear Lens. 44" Lightbar Features 10 Inboard Modules and Two 6-LED Take-Down Lights. 48" and 54" Lightbars Feature 14 Inboard Modules and Two 3-LED (48") or Two 6-LED (54") Take-Down Lights. For Mounting Options. (For Mounting Options, See Optional Mounting Kits).

Legacy® TRIO1 Series Super-LED® Lightbars, Red/Blue with White Illumination

†† G341	44"	5905.00
†† G381	48"	6217.00
†† G321	54"	6527.00

Legacy® TRIO2 Series Super-LED® Lightbars, Red/Blue with White Illumination Front and Rear Corners, Red/Amber/White Driver Rear Inboard and Blue/Amber/White Passenger Inboard

†† G342	44"	5905.00
†† G382	48"	6217.00
†† G322	54"	6527.00

Legacy® TRIO3 Series Super-LED® Lightbars, Red/Blue with Green Corners and White Illumination Front and Rear Inboards

†† G343	44"	6120.00
†† G383	48"	6433.00
†† G323	54"	6742.00

Legacy® TRIO4 Series Super-LED® Lightbars, Red/Blue with Green Corners and White Illumination Front Inboards and Red/Amber/White Driver Rear Inboard and Blue/Amber/White Passenger Inboard

†† G344	44"	6120.00
†† G384	48"	6433.00
†† G324	54"	6742.00

Legacy® TRIO5 Series Super-LED® Lightbars, Red/Blue with White Illumination to the Front and Rear Corners and Red/Blue/Amber Rear Inboards

†† G345	44"	5905.00
†† G385	48"	6217.00
†† G325	54"	6527.00

Legacy® TRIO6 Series Super-LED® Lightbars, Red/Blue with Green Corners and White Illumination Front Inboards and Red/Blue/Amber Rear Inboards

†† G346	44"	6120.00
†† G386	48"	6433.00
†† G326	54"	6742.00

Legacy SOLO™ Super-LED® Series Lightbars

WeCan®, Diamond Optix™ and Multiple Flash Pattern. Clear outer Lens with Passenger Side Cable Exit. For Mounting options, Use MKLP Located in the Optional Mounting Kits

Legacy SOLO™ GS WeCan® Series Lightbars

GS4****	44" Single Color, Red, Blue, Amber and/or White	1872.00
GS8****	48" Single Color, Red, Blue, Amber and/or White	1872.00
GS2****	54" Single Color, Red, Blue, Amber and/or White	2028.00

Legacy SOLO™ Series Options, Options not Available on all Models, Refer to WeCad™ Build-A-Bar Program for Lighthead Placement

GSDL*	One Super-LED® Single Color Long Lighthead, Red, Blue, Amber or White	121.00
GSDS*	One Super-LED® Single Color Short Lighthead, Red, Blue, Amber or White	83.00
GBTL	Two Long Super-LED® Take-Down Lights	233.00
GBTS	Two Short Super-LED® Take-Down Lights	131.00
GBA	Two Super-LED® Alley Lights	131.00
GSAA*	One Super-LED® Single Color Short Lighthead for Alley Position Only, Red, Blue, Amber or White	93.00
GSTL*	One Super-LED® DUO™ Warning/Traffic Advisor™ Long Lighthead, Warning Available in Red, Blue or White	197.00
GSTS*	One Super-LED® DUO™ Warning/Traffic Advisor™ Short Lighthead, Warning Available in Red, Blue or White	115.00
GSPHOTO	Photocell Option for Hi/Low Power, No Charge when Ordered with Lightbar (Not for Use with Smoked or Colored Lens or with WCC92/WCC92SUB)	
GBCF*	Color Filter, Corner Module	6.15
GBLF*	Color Filter, Long Module	6.15



GBSF*	Color Filter, Short Module	6.15
WCC92SUB	Substitute WCC92 WeCan® Controller for WeCan Control Point, For Use with Legacy® Series Only (Not for Use with Photocell Option)	167.00
DELWCCP	Delete WeCan® Control Point (DEDUCT)	39.00
GBDSCBL	Driver Side Cable Exit	65.00
GB8ENDX	Smoked End Dome for 48" Lightbar Only, When Purchased with a Lightbar, Add Each	10.50
GB2ENDX	Smoked End Dome, for 44" or 54" Lightbar Only, When Purchased with a Lightbar, Add Each	10.50
GBCNTX	Smoked Center Dome for 54" Lightbar Only, When Purchased with a Lightbar, Add Each	10.50
GBDIVDX	Smoked Divider, When Purchased with a Lightbar, Add Each	10.50

Liberty™ II Super-LED® Series Lightbars

Clear Outer Lens with Clear Dividers with Multiple Flash Patterns and Passenger Side Cable Exit. For Mounting Options, Use MKLP Located in the Optional Mounting Kits

Liberty™ II, SOLO™ IX & IG Low Current Series, Four Single Color Corner Modules. For use with Single Color Inboard Lighthouse Options Only.

IX4****	44" Single Color, Red, Blue, Amber and/or White	1584.00
IX8****	48" Single Color, Red, Blue, Amber and/or White	1584.00
IX2****	54" Single Color, Red, Blue, Amber and/or White	1584.00
IG8****	48" Single Color, Red, Blue, Amber and/or White, with Center Section for 795H, Strobe or Center LED Warning	1668.00
IG2****	54" Single Color, Red, Blue, Amber and/or White, with Center Section for 795H, Strobe or Center LED Warning	1668.00



Liberty™ II, SOLO™ IW & IH WeCan® Series, Four Single Color Corner Modules, with Independent Control of each Lighthouse. For use with Single Color Inboard Lighthouse Options Only, except for a DUO+™ Rear Traffic Advisor™.

IW4****	44" Single Color, Red, Blue, Amber and/or White	1691.00
IW8****	48" Single Color, Red, Blue, Amber and/or White	1691.00
IW2****	54" Single Color, Red, Blue, Amber and/or White	1691.00
IH8****	48" Single Color, Red, Blue, Amber and/or White, with Center Section for 795H, Strobe or Center LED Warning	1774.00
IH2****	54" Single Color, Red, Blue, Amber and/or White, with Center Section for 795H, Strobe or Center LED Warning	1774.00

Liberty™ II, SOLO™, IX, IG, IH and IW Series Options

IWDL*	One Single Color Long 6 Super-LED® Lighthouse, Red, Blue, Amber or White	173.00
IWDS*	One Single Color Short 3 Super-LED® Lighthouse, Red, Blue, Amber or White	120.00
IBDL#	One DUO+™ Color Interleaved Long Super-LED® Lighthouse, Red, Blue, Amber and/or White, For use as a Rear DUO+™ Traffic Advisor™ IH and IW Series Only	310.00
IBDS#	One DUO+™ Color Interleaved Short 6 Super-LED® Lighthouse, Red, Blue, Amber and/or White, For use as a Rear DUO+™ Traffic Advisor™ IH and IW Series Only	173.00
IHDC*	One Single Color 6-LED Double Reflector Lighthouse, Red, Blue, Amber or White, for IG or IH Series Lightbar Only. Rear Center Mount Section Only	173.00
IJDC#	One DUO+™ Color Interleaved Double Reflector Lighthouse, Red, Blue, Amber and/or White, for IH Series Lightbar Only. Rear Center Mount Option Only, for use as a DUO+ Traffic Advisor™	310.00
IWTS3*	One Short 3 Super-LED® Take Down Light and One Single Color Short 3 Super-LED® Lighthouse, for Inboard Position in a 48" IW and IX Series Lightbar Only	185.00
IWTS6*	One Short 6 Super-LED® Take Down Light and One Single Color Short 3 Super-LED® Lighthouse, for Inboard Position in a 48" IW and IX Series Lightbar Only	236.00
ITL12	Two Long 12 Super-LED® Take Down Lights	408.00
ITS6	Two Short 6 Super-LED® Take Down Lights	233.00
ITL3	Two Long 3 Super-LED® Take Down Lights with Proclera™ Silicone Optics (Replaces Original ITL3 and ITL6)	131.00
ITS3	Two Short 3 Super-LED® Take Down Lights	131.00
IA3	Two 3 Super-LED® Alley Lights, with 15° Horizontal Adjustment	131.00
ICF*	Color Filter, for Corner Module Only	6.15
ILF*	Color Filter, Long Module	6.15
ISF*	Color Filter, Short Module	6.15
IWTACNTL	Traffic Advisor™, Internal and External Harness and TACTL5, Lighthouses purchased separately. When Purchased with Lightbar Only	568.00
IWBTTLED	Two LED Brake/Tail/Turn Lights, For WeCan® Series Only	190.00
IXBTTLED	Two LED Brake/Tail/Turn Lights, For IX Series Only	211.00
795H	GTT Self-Contained LED IR Opticom™ Emitter, Refer to GTT Opticom™ Emitter Section for Pricing.	
IJ795H	Installation (Pre-wired) of 795H in a Liberty™ II IG or IH Series Lightbar Only. Center Mount Option Only. No Charge when Purchased with 795H	
IJ795HT	Two Super-LED® Flashing Take-Down Lights and Installation (Pre-wired) of 795H in a Liberty™ II IG or IH Series Lightbar Only. Center Mount Option Only	131.00
IJ500S	Strobe for Liberty™ II IG or IH Series Lightbar Only. Center Mount Option Only	195.00
IJ500ST	Two Super-LED® Flashing Take-Down Lights and a Strobe for Liberty™ II IG or IH Series Lightbar Only. Center Mount Option Only	342.00
IWTACBL	Traffic Advisor™, Internal and External Harness, for use with CCSRNTA, Lighthouses Purchased Separately. When Purchased with Lightbar Only	230.00
IBDSCBL	Driver Side Cable Exit	65.00

All models are 12 Volt D.C. only unless otherwise noted above. For other voltages contact factory.

* Replace symbol in model number with letter indicating lens color or LED color desired: A = Amber; B = Blue; C = Clear/White; R = Red; G = Green

Replace symbol in model number with letter indicating SPLIT lens or LED color desired: D = Red/Clear or White; E = Blue/Clear or White; F = Amber/Clear or White; H = Green/Clear or White; J = Red/Blue; K = Red/Amber; L = Red/Green; M = Blue/Amber † (to be discontinued, check availability) ‡ NCNR (special order, check availability, non-cancelable, non-returnable) ! Indicate length desired: 5 foot, 6 foot, 7 foot or 8 foot \$ Indicates Lower Price

Lightbars

AUTOMOTIVE LIST PRICE

No. PL18.0WL

EFFECTIVE: December 20, 2017 VOID: June 28, 2018

↓ - NCNR (special order, non-cancelable, non-returnable, check availability). See "Made-To-Order" Statement on Table of Contents Page of this Price List.

MODEL	DESCRIPTION	LIST
IWPHOTO	Photo Cell Option for Hi/Low Power, For IW Series Only, No Charge when Ordered with Lightbar (Not for Use with Smoked or Colored Lens or with WCC92/WCC92SUB)	
IXPHOTO	Photo Cell Option for Hi/Low Power, For IX Series Only, No Charge when Ordered with Lightbar (Not for Use with Smoked or Colored Lens or with WCC92/WCC92SUB)	
IJ8END#	Color End Dome with Alley Window, for 48" IG or IH Series Only, When Purchased with a Lightbar, Add Each	29.00
IJ2END#	Color End Dome with Alley Window, for 54" IG or IH Series Only, When Purchased with a Lightbar, Add Each	29.00
IJCNT*	Color Center Dome for 48" or 54" IG or IH Series Only, When Purchased with a Lightbar, Add Each	14.00
IJ8ENDX	Smoked End Dome for 48" IG or IH Series Only, When Purchased with a Lightbar, Add Each	10.50
IJ2ENDX	Smoked End Dome, for 54" IG or IH Series Only, When Purchased with a Lightbar, Add Each	10.50
IJCNTX	Smoked Center Dome for 48" or 54" IG or IH Series Only, When Purchased with a Lightbar, Add Each	10.50
IB4ENDX	Smoked End Dome, for 44" IX or IW Series Only, When Purchased with a Lightbar, Add Each	10.50
IB8ENDX	Smoked End Dome for 48" or 54" IX or IW Series Only, When Purchased with a Lightbar, Add Each	10.50
IBCNTX	Smoked Center Dome for 54" IX or IW Series Only, When Purchased with a Lightbar, Add Each	10.50
IBDIVIDX	Smoked Divider for IX, IG, IH or IW Series Only, When Purchased with a Lightbar, Add Each	10.50
WCC92SUB	Substitute WCC92 WeCan® Controller for WeCan Control Point, For Use with Liberty™ II WeCan® Series Only (Not for Use with Photocell Option)	167.00

Liberty™ II, DUO+™ IB & IJ WeCan® Series and Options, Four High Intensity Corner Modules, with Independent Color Control of each Lighthouse.



IB4****	44" Single Color, Red, Blue, Amber or White	2162.00
IB8****	48" Single Color, Red, Blue, Amber or White	2162.00
IB2****	54" Single Color, Red, Blue, Amber or White	2162.00
IJ8****	48" Single Color, Red, Blue, Amber or White, with Center Section for 795H, Strobe or Center LED Warning	2243.00
IJ8###	48" DUO+™ Color, Red, Blue, Amber and/or White, with Center Section for 795H, Strobe or Center LED Warning	2243.00
IJ2****	54" Single Color, Red, Blue, Amber or White, with Center Section for 795H, Strobe or Center LED Warning	2243.00
IJ2###	54" DUO+™ Color, Red, Blue, Amber and/or White, with Center Section for 795H, Strobe or Center LED Warning	2243.00
IB4###	44" DUO+™ Color, Red, Blue, Amber and/or White	2162.00
IB8###	48" DUO+™ Color, Red, Blue, Amber and/or White	2162.00
IB2###	54" DUO+™ Color, Red, Blue, Amber and/or White	2162.00
IBDL*	One Single Color Long 12 Super-LED® Lighthouse, Red, Blue, Amber or White	310.00
IBDL#	One DUO+™ Color Interleaved Long Super-LED® Lighthouse, Red, Blue, Amber and/or White	310.00
IBDS*	One Single Color Short 6 Super-LED® Lighthouse, Red, Blue, Amber or White	173.00
IBDS#	One DUO+™ Color Interleaved Short 6 Super-LED® Lighthouse, Red, Blue, Amber and/or White	173.00
ITL12	Two Long 12 Super-LED® Take Down Lights	408.00
IJDC*	One Single Color Double Reflector Lighthouse, Red, Blue, Amber or White, for IJ Series Lightbar Only. Rear Center Mount Option Only	310.00
IJDC#	One DUO+™ Color Interleaved 12-LED Double Reflector Lighthouse, Red, Blue, Amber and/or White, for IJ Series Lightbar Only. Rear Center Mount Option Only	310.00
ITS6	Two Short 6 Super-LED® Take Down Lights	233.00
ITL3	Two Long 3 Super-LED® Take Down Lights with Proclera™ Silicone Optics (Replaces Original ITL3 and ITL6)	131.00
ITS3	Two Short 3 Super-LED® Take Down Lights	131.00
IBTS3*	One Short 3 Super-LED® Take Down Light and One Single Color Short 6 Super-LED® Lighthouse, for Inboard Position in a 48" IB Series Lightbar Only	238.00
IBTS3#	One Short 3 Super-LED® Take Down Light and One DUO+™ Interleaved Short Super-LED® Lighthouse, for Inboard Position in a 48" IB Series Lightbar Only	238.00
IBTS6*	One Short 6 Super-LED® Take Down Light and One Single Color Short 6 Super-LED® Lighthouse, for Inboard Position in a 48" IB Series Lightbar Only	289.00
IBTS6#	One Short 6 Super-LED® Take Down Light and One DUO+™ Interleaved Short 6 Super-LED® Lighthouse, for Inboard Position in a 48" IB Series Lightbar Only	289.00
IA3	Two 3 Super-LED® Alley Lights with 15° Horizontal Adjustment	131.00
ICF*	Color Filter, for Single Color Corner Module Only	6.15
ILF*	Color Filter, for Single Color Long Module Only	6.15
ISF*	Color Filter, for Single Color Short Module Only	6.15
795H	GTT Self-Contained LED IR Opticom™ Emitter, Refer to GTT Opticom™ Emitter Section for Pricing.	
IJ795H	Installation (Pre-wired) of 795H in a Liberty™ II IJ Series Lightbar Only. Center Mount Option Only. No Charge when Purchased with 795H	
IJ795HT	Two Super-LED® Flashing Take-Down Lights and Installation (Pre-wired) of 795H in a Liberty™ II IJ Series Lightbar Only. Center Mount Option Only	131.00
IJ500S	Strobe for Liberty™ II IJ Series Lightbar Only. Center Mount Option Only	195.00

IJ500ST	Two Super-LED® Flashing Take-Down Lights and a Strobe for Liberty™ II IJ Series Lightbar Only. Center Mount Option Only	342.00
IWBTTLED	Two LED Brake/Tail/Turn Lights, For WeCan® Series Only	190.00
IBDSCBL	Driver Side Cable Exit	65.00
IJ8END#	Color End Dome with Alley Window, for 48" IJ Series Only, When Purchased with a Lightbar, Add Each	29.00
IJ2END#	Color End Dome with Alley Window, for 54" IJ Series Only, When Purchased with a Lightbar, Add Each	29.00
IJCNT*	Color Center Dome for 48" or 54" IJ Series Only, When Purchased with a Lightbar, Add	14.00
IJ8ENDX	Smoked End Dome for 48" IJ Series Only, When Purchased with a Lightbar, Add Each	10.50
IJ2ENDX	Smoked End Dome, for 54" IJ Series Only, When Purchased with a Lightbar, Add Each	10.50
IJCNTX	Smoked Center Dome for 48" or 54" IJ Series Only, When Purchased with a Lightbar, Add	10.50
IB4ENDX	Smoked End Dome, for 44" IB Series Only, When Purchased with a Lightbar, Add Each	10.50
IB8ENDX	Smoked End Dome for 48" or 54" IB Series Only, When Purchased with a Lightbar, Add Each	10.50
IBCNTX	Smoked Center Dome for 54" IB Series Only, When Purchased with a Lightbar, Add	10.50
IBDIVIDX	Smoked Divider for IB or IJ Series Only, When Purchased with a Lightbar, Add Each	10.50
WCC92SUB	Substitute WCC92 WeCan® Controller for WeCan® Control Point, For Use with Liberty™ II WeCan Series Only (Not for Use with Photocell Option)	167.00
IWPHOTO	Photo Cell Option for Hi/Low Power, No Charge when Ordered with Lightbar (Not for Use with Smoked or Colored Lens or with WCC92/WCC92SUB)	

Liberty™ II TRIO™ Series Super-LED® Lightbars
Includes Four Corner TRIO® Modules, Alley Lights and Clear Lens. 44" and 48" Lightbar Features 10 Inboard Modules and Two 3-LED Take-Down Lights. 54" Lightbar Features 14 Inboard Modules and Two 3-LED Take-Down Lights. (For Mounting Options, See Optional Mounting Kits).

Liberty™ II TRIO1 Series Super-LED® Lightbars, Red/Blue with White Illumination

††	I341	44"	5905.00
††	I381	48"	6217.00
††	I321	54"	6527.00



Liberty™ II TRIO2 Series Super-LED® Lightbars, Red/Blue with Traffic Advisor™ and White Illumination

††	I342	44"	5905.00
††	I382	48"	6217.00
††	I322	54"	6527.00

Liberty™ II TRIO3 Series Super-LED® Lightbars, Red and Blue Warning with Green Command Corners and White Illumination Inboard

††	I343	44"	6120.00
††	I383	48"	6433.00
††	I323	54"	6742.00

Liberty™ II TRIO4 Series Super-LED® Lightbars, Red and Blue Warning with Amber Traffic Advisor™ and Green Command Corners and White Illumination Front and Rear Inboard

††	I344	44"	6120.00
††	I384	48"	6433.00
††	I324	54"	6742.00

Liberty™ II TRIO5 Series Super-LED® Lightbars, Red/Blue with White Illumination to the Front and Rear Corners and Red/Blue/Amber Rear Inboards

††	I345	44"	5905.00
††	I385	48"	6217.00
††	I325	54"	6527.00

Liberty™ II TRIO6 Series Super-LED® Lightbars, Red/Blue with Green Corners and White Illumination Front Inboards and Red/Blue/Amber Rear Inboards

††	I346	44"	6120.00
††	I386	48"	6433.00
††	I326	54"	6742.00

Liberty™ II, TRIO™ Series Options

††	SUBI3T6S	Substitute 6 Super-LED® Short Take-Downs for 3 Super-LED® Short Take-Downs, for Liberty™ II TRIO™ Only	102.00
††	SUBI3T12	Substitute 12 Super-LED® Long Take-Downs for 3 Super-LED® Long Take-Downs with Proclera™ Silicone Optics, for Liberty™ II TRIO™ Only	278.00

Justice® Super-LED® WeCan® Series Lightbars
Black Base with Clear Outer Lenses Standard with Multiple Flash Patterns and Passenger Side Cable Exit. (For Mounting Options, See Optional Mounting Kits).

Justice® JV WeCan® Series Super-LED®, Includes Four Corner Linear-LED® Modules with 9 Super-LED®s Per Module.

	JV4****	44" 4 Red, Blue, Amber and/or White	1472.00
	JV8****	50.125" 4 Red, Blue, Amber and/or White	1541.00
	JV2****	56.25" 4 Red, Blue, Amber and/or White	1616.00



Lightbars

Justice® JY WeCan® Series Super-LED®, Includes Four Corner Linear-LED® Modules with 6 Super-LED®s Per Module.

	JY4****	44" 4 Red, Blue, Amber and/or White	1360.00
	JY8****	50.125" 4 Red, Blue, Amber and/or White	1428.00
	JY2****	56.25" 4 Red, Blue, Amber and/or White	1503.00

All models are 12 Volt D.C. only unless otherwise noted above. For other voltages contact factory.

* Replace symbol in model number with letter indicating lens color or LED color desired: A = Amber; B = Blue; C = Clear/White; R = Red; G = Green

Replace symbol in model number with letter indicating SPLIT lens or LED color desired: D = Red/Clear or White; E = Blue/Clear or White; F = Amber/Clear or White; H = Green/Clear or White; J = Red/Blue; K = Red/Amber; L = Red/Green; M = Blue/Amber † (to be discontinued, check availability) †† NCNR (special order, check availability, non-cancelable, non-returnable) ! Indicate length desired: 5 foot, 6 foot, 7 foot or 8 foot \$ Indicates Lower Price

AUTOMOTIVE LIST PRICE

No. PL18.0WL

EFFECTIVE: December 20, 2017 VOID: June 28, 2018

↓ †† - NCNR (special order, non-cancelable, non-returnable, check availability). See "Made-To-Order" Statement on Table of Contents Page of this Price List.

MODEL	DESCRIPTION	LIST
Justice® WeCan® Series Options		
JDC*	One CON3™, Red, Blue, Amber or White	104.00
JDH*	One LTR3™, for Use in Center Section Only, Red, Blue, Amber or White	104.00
JDL*	One LIN6™, Red, Blue, Amber or White	167.00
JDL#	One DUO™ LIN6™, Red/Amber or Blue/Amber, For use in Rear of Bar as a DUO™ Traffic Advisor™	176.00
JTLS1	Two LR11 Super-LED® Flashing Take-Down Lights with 15° Horizontal Adjustment	117.00
JALF1	Two LR11 Super-LED® Flashing Alley Lights with 15° Horizontal Adjustment	117.00
JDLF**	Two Red, Blue and/or Amber Flashing LR11 Super-LED® Modules in Alley Light Positions, with 15° Horizontal Adjustment	230.00
JCTLS1	One LR11 Super-LED® Flashing Take-Down Light, for Single Center Section, with 15° Horizontal Adjustment	70.00
JCTLS12	Two LR11 Super-LED® Flashing Take-Down Lights, for Two Center Sections, with 15° Horizontal Adjustment	117.00
JCTLS1D	One Dual LR11 Super-LED® Flashing Take-Down Lights, for Single Center Section, with 15° Horizontal Adjustment	117.00
JTDLED1	One Super High Intensity LED Take-Down, for Center Section of a 50" Lightbar	116.00
JTDLED2	Two Super High Intensity LED Take-Down Lights	230.00
JWLLLED2	Two Super High Intensity LED Work Lights	230.00
JXALF1L	Two Super-LED® External Alley Lights, for Standard End Section	309.00
JXALF**L	Two Red, Blue and/or Amber Super-LED® Modules in External Alley Light Positions, for Standard End Section	259.00
JBTTLED	Two LED Brake/Turn/Tail Lights	195.00
JTA2W	Two Wire Control Traffic Advisor™, Standard Feature if Appropriate Number of Lightheads are Purchased	
JTACNTL	Traffic Advisor™ Includes Internal, External Harness and TACTL5, Lightheads Purchased Separately. When Purchased with Lightbar Only. For Use with CON3™ Center Module Only	568.00
JTACBL	Traffic Advisor™ Includes Internal and External Harness, for use with CCSRNTA3, Lightheads Purchased Separately. When Purchased with Lightbar Only. For Use with CON3™ Center Module Only	230.00
WCC9SUB	Substitute WCC9 WeCan® Controller for WeCan® Electronic Control Point Module. When Purchased with WeCan® JV & JY Series Lightbars Only, ADD	167.00
DELWCCP	Delete WeCan® Control Point, for use with JV and JY Series Only - DEDUCT	39.00
†† JDSCBL	Driver Side Cable Exit, in Place of Passenger Side	
JBULK18	Bulk Package of 18 Justice® Series Lightbars, In Place of Standard Individually Boxed Lightbars-DEDUCT	60.00

Justice® Super-LED® Competitor™ Series Lightbars

Black Base with Clear Outer Lenses Standard. Standard Current Switching with Scan-Lock™ Flash Patterns, Pattern Override Mode and Passenger Side Cable Exit. (For Mounting Options, See Optional Mounting Kits).

Justice® "JC" Competitor™ Series Super-LED®. Includes Four Corner Linear-LED® Modules with 9 Super-LED®s Per Module.

JC4****	44" 4 Red, Blue, Amber and/or White	1133.00
JC8****	50.125" 4 Red, Blue, Amber and/or White	1220.00
JC2****	56.25" 4 Red, Blue, Amber and/or White	1305.00
JC0****	62.375" 4 Red, Blue, Amber and/or White	1404.00

Justice® "JE" Competitor™ Series Super-LED®. Includes Four Corner Linear-LED® Modules with 6 Super-LED®s Per Module.

JE4****	44" 4 Red, Blue, Amber and/or White	1020.00
JE8****	50.125" 4 Red, Blue, Amber and/or White	1107.00
JE2****	56.25" 4 Red, Blue, Amber and/or White	1191.00
JE0****	62.375" 4 Red, Blue, Amber and/or White	1289.00

Justice® Competitor™ Series Options

JDC*	One CON3™, Red, Blue, Amber or White	104.00
JDH*	One LTR3™, for Use in Center Section Only, Red, Blue, Amber or White	104.00
JDL*	One LIN6™, Red, Blue, Amber and/or White	167.00
JHALF1	Two LR11 Super-LED® Steady-Burn Alley Lights with 15° Horizontal Adjustment	183.00
JHTLS2	Two LR11 Super-LED® Steady-Burn Take-Down Lights with 15° Horizontal Adjustment	183.00
JHCTLS1	Two LR11 Super-LED® Center-Mounted Steady-Burn Take-Down Lights with 15° Horizontal Adjustment for two center sections	183.00
JHCTLS1D	One Dual LR11 Super-LED® Take-Down Light, for Single Center Section, with 15° Horizontal Adjustment	183.00
JHTDALL1	Four LR11 Super-LED®s, Two Steady-Burn Take-Down and Two Steady-Burn Alley Lights with 15° Horizontal Adjustment	285.00
JHCTAL1	Four LR11 Super-LED®, Two Center-Mounted Steady-Burn Take-Down and Two Steady-Burn Alley Lights with 15° Horizontal Adjustment for two center sections	285.00
JHCTAL1D	Four LR11 Super-LED®, One Dual LR11 Center-Mounted Steady-Burn Take-Down Light, for Single Center Section and Two Steady-Burn Alley Lights with 15° Horizontal Adjustment	285.00
JHFLASH	Flasher for Flashing Take-Down or Flashing Work Lights, Please Specify	117.00
JHBTTLED	Two LED Brake/Tail/Turn Lights	276.00



JTACNTL	Traffic Advisor™, Includes Internal and External Harness and TACTL5, Lighthead Purchased Separately. When Purchased with Lightbar Only. For Use with CON3™ Center Module Only	568.00
JTACBL	Traffic Advisor™ Internal and External Harness, for use with CCSRNTA3, Lighthead Purchased Separately. When Purchased with Lightbar Only. For Use with CON3™ Center Module Only	230.00
†† JDSCBL	Driver Side Cable Exit, in Place of Passenger Side	
DELWCCP	Delete WeCan® Control Point, for use with Justice Competitor Series Plus Lightbars Only - DEDUCT	39.00
JBULK18	Bulk Package of 18 Justice® Series Lightbars, In Place of Standard Individually Boxed Lightbars-DEDUCT	60.00

Century™ Elite Series LED Lightbars

Century™ Elite Series LED Lightbars, Includes Four Corner Linear-LED® Modules.

CE4****	44", 4 Red, Blue, Amber or White	900.00
CE8****	50", 4 Red, Blue, Amber or White	979.00

Century™ Elite Series Options

CEDLX*	One Linear12™ LED Red, Blue, Amber or White	159.00
CETAT8	Eight TIR Lamp Amber LED Traffic Advisor™, Requires No Special Control Head, For CE4, 44", Models Only	556.00
CETAL5	Five LED Lamp Amber Linear-LED® Traffic Advisor™, Requires No Special Control Head, For CE8, 50", Models Only	785.00
CTLS1	Two LR11 LED Take Down Lights	117.00
CALF1	Two LR11 LED Alley Lights	117.00



Towman's™ Super-LED® Series Lightbars

Individual Control of Front and/or Rear Lighthead. All Models Include 4 Corner Amber Linear-LED® Modules, LED Work Lights, LED Brake/Tail/Turn Lights.

Towman's™ Freedom® IV Series, Includes LED Brake/Tail/Turn and LED Work Lights

F40BAAAA	60" Long, Low Current, 3 Slide Bolt Mounting Brackets, Amber, and Eight Inboard Modules	4685.00
F4EDLA	One Single Color Long Economy DYAD™ Lighthead, Amber	130.00

Towman's™ Liberty™ II WeCan® Series

IW0BAAAA	60" Long, 4 Slide Bolt Mounting Brackets, Amber, Four Corner and Six Inboard	3490.00
IWDL*	One Single Color Long 6 Super-LED® Lighthead, Amber, Blue, Red or White	173.00
IWDS*	One Single Color Short 3 Super-LED® Lighthead, Amber, Blue, Red or White	120.00

Towman's™ Justice® Competitor™ Series, Includes Brake/Turn/Tail and LED Work Lights Unless Specified.

JF0TAAAA	62.375" Long, 3 Slide Bolt Mounting Brackets, Amber	1552.00
JF0BAAAA	62.375" Long, 3 Slide Bolt Mounting Brackets, Amber and 6 CON3™ Amber	1828.00
JF0DAAAA	62.375" Long, 3 Slide Bolt Mounting Brackets, Amber with a Five CON3™ Traffic Advisor™, No Work Lights	2177.00
JF0FAAAA	62.375" Long, 3 Slide Bolt Mounting Brackets, Amber with 16 CON3™ Amber, No Work Lights	2196.00
JF01AAAA	NEW 62.375" Long, 2 "U" Mounting Brackets with Plug and Play Harness, Amber and 6 CON3™ Amber	1828.00
JF02AAAA	NEW 62.375" Long, 2 "U" Mounting Brackets with Plug and Play Harness, Amber and 6 CON3™ Amber, Includes Identification Light	1956.00
JDC*	One CON3™, Amber, Blue, Red or White	104.00

Towman's™ Century™ Series

CW0BAAAA	60" Long, 3 Slide Bolts Mounting Brackets, Amber with 4 Amber Inboard Modules	1569.00
CDT6A	Optional, One Amber TIR6™ Inboard Module	71.00
CEDLXA	One Amber LIN12™ Super-LED®	159.00



NFPA Lightbars

Meeting NFPA 1901 Zone "A" Upper Lighting Requirements, For Available Options, Contact Factory. (For Mounting Options, See Optional Mounting Kits).

NFPA Edge® Freedom® IV F4N Low Current DYAD™ Series Linear Super-LED® Lightbars, ZONE "A" UPPER, All Models Include Clear Outer Lens, Freight Surcharge May Apply.

F4N2VLED	55", Four Red Corners and Four Front (2 Red/2 White)	2790.00
F4N0VLED	60", Four Red Corners and Four Front (2 Red/2 White)	3269.00
F4N7VLED	72", Four Red Corners and Four Front (2 Red/2 White)	3269.00
F4N2QLED	55", Two Red Front Corners and Four Front (2 Red/2 White) and Two End Red, Square Ends	2790.00
F4N0QLED	60", Two Red Front Corners and Four Front (2 Red/2 White) and Two End Red, Square Ends	3269.00
F4N7QLED	72", Two Red Front Corners and Four Front (2 Red/2 White) and Two End Red, Square Ends	3269.00
F4NMINI	Two 21.5" Mini Freedom® IVs, Each Lightbar Consists of Two Red Front Corners, Two Front Center White and One Red End, Sold in Pairs	3306.00

NFPA Justice® Series Super-LED®, ZONE "A" UPPER, All Models Include Clear Outer Lens.

JE2NFPA	56", Four Corner Red Linear-LED®s, Six Front CON3™s (4 Red/2 White)	1828.00
JE0NFPA	62", Four Corner Red Linear-LED®s, Six Front CON3™s (4 Red/2 White)	1912.00

Options for NFPA Lightbars

MKEZ7	1-1/2" Permanent Mount / ALL	48.00
MK8H	5" Permanent Mount (Cast Aluminum) / ALL / ALL	121.00
MK9S	Slide Bolt Brackets For Flat Surface Mounting (2 ea.) 48"/52"	59.00
MK20S	Slide Bolt Brackets For Flat Surface Mounting (3 ea.) 60"/72"	95.00

All models are 12 Volt D.C. only unless otherwise noted above. For other voltages contact factory.

* Replace symbol in model number with letter indicating lens color or LED color desired: A = Amber; B = Blue; C = Clear/White; R = Red; G = Green

Replace symbol in model number with letter indicating SPLIT lens or LED color desired: D = Red/Clear or White; E = Blue/Clear or White; F = Amber/Clear or White; H = Green/Clear or White; J = Red/Blue; K = Red/Amber; L = Red/Green; M = Blue/Amber † (to be discontinued, check availability) †† NCNR (special order, check availability, non-cancelable, non-returnable) ! Indicate length desired: 5 foot, 6 foot, 7 foot or 8 foot \$ Indicates Lower Price

Lightbars

AUTOMOTIVE LIST PRICE

No. PL18.0WL

EFFECTIVE: December 20, 2017 VOID: June 28, 2018

↓ †† - NCNR (special order, non-cancelable, non-returnable, check availability). See "Made-To-Order" Statement on Table of Contents Page of this Price List.

MODEL DESCRIPTION LIST
4500 Series Surface Mount Lightbars

4500 Plus Super-LED® Build-A-Bar™ Series, Not All Options Available on All Lightbars, 4500B Series is a Build-A-Bar, All Inner Lighthead Purchased Separately.



††	45B±±	4500 Series Build-A-Bar™, ±± Insert Length 38" or 44" Long	359.00
††	45B52	4500 Series Build-A-Bar™, 52" Long	457.00
††	45B52*	4500 Series Build-A-Bar™, 52" Long, with Center-Mounted LED ICC Lights, Replace * with Color of ICC light, A = Amber or R = Red	457.00
††	45B±±	4500 Series Build-A-Bar™, ±± Insert Length 60" or 72" Long	666.00
††	45B±±*	4500 Series Build-A-Bar™, ±± Insert Length 60" or 72" Long, with Center-Mounted LED ICC Lights, Replace * with Color of ICC light, A = Amber or R = Red	666.00
††	45B±±	4500 Series Build-A-Bar™, ±± Insert Length 76" Long	730.00
††	45B±±*	4500 Series Build-A-Bar™, ±± Insert Length 76" Long, with Center-Mounted LED ICC Lights, Replace * with Color of ICC light, A = Amber or R = Red	730.00
††	45B±±	4500 Series Build-A-Bar™, Insert Length 82", 84", 86", 88" or 90" Long, Freight Surcharge May Apply	827.00
††	45B±±*	4500 Series Build-A-Bar™, Insert Length 82", 84", 86", 88" or 90" Long, with LED ICC Lights, Replace * with Color of ICC light, A = Amber or R = Red, Freight Surcharge May Apply	827.00
††	45KFL	Interior KKK Front Super-LED® Lighting Package, Includes Two Corner Red, Two 400 Series Red and Two 400 Series White Linear-LED®s	1569.00
††	45KRL	Interior KKK Rear Super-LED® Lighting Package, Includes Two Corner Red, Two 400 Series Red, Two 400 Series Amber Linear-LED®s and Halogen Load Lights	1672.00
††	45DLOUTA	Delete Outboard Two Amber ICC Lights Only	
††	45DLOUTR	Delete Outboard Two Red ICC Lights Only	
††	45DLCNTA	Delete Center Amber ICC Light Only	
††	45DLCNTR	Delete Center Red ICC Light Only	
††	45CL*	Add One Single Color Corner Linear-LED® Lighthead, Amber, Blue, Red or White	272.00
††	45ADRB*	ROTA-BEAM™ Super-LED® Beacon, Red, Blue, Amber or White	416.00
††	45FL*	Add One Single Color 400 Series Linear-LED® Lighthead, Amber, Blue, Red or White	246.00
††	45ADL8*	Add One Single Color 700 Series Super-LED® Lighthead (Flashing), Red, Blue or Amber	246.00
††	45ADLS8*	Add One Single Color 700 Series Super-LED® Lighthead (Steady), Amber, Blue, Red or White (Flasher Purchased Separately)	246.00
††	45LFLASH	Add One Internal Flasher & Harness Only, For up to Two 400 or 700 Series Linear-LED® Super-LED® Lighthead	95.00
††	45TA	Super-LED® Traffic Advisor™ and Halogen Load Light Upgrade, for use with 4500B Series 82" or Larger	1808.00
††	45KFH	Interior KKK Front Halogen Lighting Package, Includes Three Halogen Modules	355.00
††	45KRH	Interior KKK Rear Halogen Lighting Package, Includes Three Halogen Modules and Two Load Lights	494.00
††	45LRLOAD	Add a Pair of Triple (6 LR11's total) LR11 Super-LED® Load Lights	461.00
††	45ALOAD	Add Two Load Lights	135.00
††	45ADDHAL	Add One 700 Series Halogen Lighthead	130.00
††	45ADDSTR	Add One 700 Series Strobe Lighthead	140.00
††	45ADDAST	Add One Outboard Angled Strobe Lighthead	140.00
††	45ADROTA	Add One Rotator	116.00
††	795H	GTT Self-Contained LED IR Opticom™ Emitter, Refer to GTT Opticom™ Emitters Section for Pricing	
††	45795H	Installation of 795H in a 4500 Series Lightbar, No Charge when Purchased with 795H	

Options, Mounting Kits

For Legacy®, Freedom® IV, Justice® & Liberty™ II Model/Year/Length, Available at Time of Lightbar Purchase ONLY. (For Mounting Kit Options and Replacement Strap & Mounting Kits. See Replacement Parts, Mounting Kits & Strap Kits).

Chevrolet, with Lightbar Purchase Only.

	MKEZ95	Colorado / 2015-2018 / Legacy®, Liberty™ II and Freedom® IV 48"-50" or Justice 55"	79.00
	MKEZ96	Suburban (Roof Rack Mount) / 2015-2018 / 55"-60"	79.00
††	MKEZ45	Silverado Pickup / 1999-2006 (2007 Classic) / 52"-55"	79.00
	MKEZ91	Silverado 1500 / GMC 1500 Pickup / 2014-2018 / 52"-55"	79.00
	MKEZ93	Tahoe / 2015-2018 / 52"-55"	79.00

Chrysler, with Lightbar Purchase Only.

††	MKEZ69	Charger / 2005-2010 / 48"-50"	79.00
	MKEZ82	Charger / 2011-2018 / 48"-50"	79.00
	MKEA84	Charger / 2011-2018 / 43"-44"	105.00
††	MKEA69	Charger Low Profile Adjustable / 2005-2010 / 43"-44"	105.00
	MKEZ85	Durango / 2011-2018 / 48"-50"	79.00
††	MKEZ62	Durango / 2004-2010 / 48"-50"	79.00
††	MKAJ62	Durango, Adjustable Leveling Foot / 2004-2010 / 48"-50"	89.00
	MKEZ79	Ram 1500-3500 / 2010-2011 / 52"-55"	79.00



MKEZ86	Ram 1500 / 2012-2018 / 52"-55"	79.00
Ford, with Lightbar Purchase Only.		
MKEZ89	Escape / 2013-2018 / 48"-50"	79.00
†† MKEZ38	Excursion, For Edge® Series / 2000-2006 / 55"-60"	79.00
†† MKEZ74	† Expedition (Low Profile Rack Mount) / 2007-2017 / 52"-55"	79.00
†† MKEZ60	† Expedition / 2003-2017 / 52"-55"	79.00
MKEZ94	F-150 / 2015-2018 / Liberty™ II 59", Freedom® IV 60", Justice® 62"	79.00
MKAJ94	F-150 / 2015-2018 / Liberty™ II 54", Legacy® 54", Freedom® IV 55" and Justice® 62"	89.00
MKEA94	F-150 / 2015-2018 / Original Liberty™ 54" (Not Liberty™ II) or Justice® 56"	105.00
†† MKEZ61L	F-150 / 2004-2014 / 52"-55"	79.00
†† MKEZ61	F-150 / 2004-2014 / 60"	79.00
MKEZ94	F-250/F-350/F-450/F-550 Super Duty / 2017-2018 / Liberty™ II 59", Freedom® IV 60", Justice® 62"	79.00
MKAJ94	F-250/F-350/F-450/F-550 Super Duty / 2017-2018 / Liberty™ II 54", Legacy® 54", Freedom® IV 55", Justice® 62"	89.00
†† MKEZ38	F-250/F-350/F-450/F-550 Super-Duty / 1999-2016 / 60", Edge® Only	79.00
†† MKEZ38L	F-250/F-350/F-450/F-550 Super-Duty / 1999-2016 / 54", Edge® Only	79.00
MKEZ88	Fusion / 2013-2018 / 48"- 50"	79.00
MKEA76	Police Interceptor Sedan / 2013-2018 / 43"-44"	105.00
MKEZ76L	Police Interceptor Sedan / 2013-2018 / 48"-50"	79.00
MKEZ83	Police Interceptor Utility / 2013-2018 / 48"-55"	79.00
Toyota, with Lightbar Purchase Only.		
MKEZ97	Tacoma / 2016-2018 / 48"	79.00
Permanent Mount, with Lightbar Purchase Only.		
MKEZ7	1-1/2" Permanent Mount / ALL	47.00
MKAJ7	Adjustable Leveling Foot for 1-1/2" Permanent Mount / ALL	73.00
MK8H	5" Permanent Mount (Cast Aluminum) / ALL / ALL	118.00
MK9S	Slide Bolt Brackets for Flat Surface Mounting (2 ea.) 48"/55"	59.00
MK20S	Slide Bolt Brackets for Flat Surface Mounting (3 ea.) 60+"	93.00
MKEZ29	1-1/2" Mounting Foot with Strap Hardware (Straps Purchased Separately)	55.00
MKEA29	Low Profile Adjustable Foot with Strap Hardware (Straps Sold Separately)	84.00
MK7SS2	Stainless Steel Heavy Duty 10° Adjustable Permanent Mount Feet, Low	189.00
MK7SS4	Stainless Steel Heavy Duty 10° Adjustable Permanent Mount Feet, High	215.00

Replacement Parts, Mounting Kits & Strap Kits

Replace # with the Vehicle # Listed Above.

Replacement Strap Kits & Mounting Kits

RMKEZ#	Replacement Mounting Kit Includes Feet, Hardware & Straps of your Choice	161.00
RMKEZ29	Replacement 1 1/2" Mounting Foot with Strap Hardware (Straps Purchased Separately)	95.00
RMKEA29	Replacement MKEA29 Mounting Foot with Strap Hardware (Straps Purchased Separately)	118.00
STPKT#	Straps and Bolts Only for Mounting Kit, For Use with MKEZ or MKAJ Only	95.00
†† STPEA69	Straps and Bolts Only for MKEA69 Mounting Kit, Charger / 2005-2018	95.00
RMKEZ7	Replacement 1-1/2" Permanent Mounting Kit #7	95.00
RMK9S	Replacement Slide Bolt Mounting Kit #9S (2 ea.)	95.00
RMK20S	Replacement Slide Bolt Mounting Kit #20S (3 ea.)	128.00
RMK8H	Replacement 5" Riser Mounting Kit #8H	134.00
RMKAJ#	Replacement Adjustable Leveling Foot, Includes Feet, Hardware and Choice of Strap # 16, 52, 54, 62, 71 or 72	180.00
NOTE	All straps are special ordered and NON-RETURNABLE. Some modification may be required by the end user to adapt these straps to fit exact vehicle roof line and door jamb positions. This list is intended as a GUIDE ONLY to assist in obtaining the closest strap for vehicle make and fit, and DOES NOT GUARANTEE an exact fit in every case.	

Options, Low Profile Mounting Kits

For Legacy® and Liberty II™ Series Lightbars Only

Chevrolet		
MKLP95	Colorado / 2015 - 2018 / 48"-50"	112.00
MKLP91	Silverado 1500 / GMC 1500 Pickup / 2015-2018 / 52" -55"	112.00
MKLP93	Tahoe / 2015-2018 / 52"- 55"	112.00
Chrysler		
MKLP82	Charger / 2011-2018 / 48" - 50"	112.00
MKLP86	Ram 1500 / 2012-2018 / 52" - 55"	112.00
Ford		
†† MKLP38	F-250/F-350/F-450/F-550 Super Duty / 1999-2016 / 55" -60"	112.00
MKLP88	Fusion / 2013-2018 / 48" - 50"	112.00
MKLP76	Police Interceptor Sedan / 2013-2018 / 48" - 50"	112.00
MKLP83	Police Interceptor Utility / 2013-2018 / 48" - 55"	112.00
Toyota		
MKLP97	Tacoma / 2016-2018 / 48"	112.00



Lightbars

All models are 12 Volt D.C. only unless otherwise noted above. For other voltages contact factory.

* Replace symbol in model number with letter indicating lens color or LED color desired: A = Amber; B = Blue; C = Clear/White; R = Red; G = Green

Replace symbol in model number with letter indicating SPLIT lens or LED color desired: D = Red/Clear or White; E = Blue/Clear or White; F = Amber/Clear or White; H = Green/Clear or White; J = Red/Blue; K = Red/Amber; L = Red/Green; M = Blue/Amber † (to be discontinued, check availability) †† NCNR (special order, check availability, non-cancelable, non-returnable) ! Indicate length desired: 5 foot, 6 foot, 7 foot or 8 foot \$ Indicates Lower Price

AUTOMOTIVE LIST PRICE

No. PL18.0WL

EFFECTIVE: December 20, 2017 VOID: June 28, 2018

↓ †† - NCNR (special order, non-cancelable, non-returnable, check availability). See "Made-To-Order" Statement on Table of Contents Page of this Price List.

MODEL	DESCRIPTION	LIST
-------	-------------	------

**Replacement Parts, Low Profile Mounting Kits & Strap Kits
For Legacy® Series Lightbars Only**

Replacement Strap Kits & Low Profile Mounting Kits

MKLP7	Low Profile Permanent Mounting Foot, When Purchased with Lightbar	103.00
MKLP29	Replacement 1 1/2" Low Profile Mounting Foot with Strap Hardware (Straps Purchased Separately)	94.00
MKLPQDU	Low Profile Foot with Universal Quick Disconnect Mounting Brackets	135.00
RMKLPQDU	Replacement Low Profile Foot with Universal Quick Disconnect Mounting Brackets	161.00
STPKTQDU	Straps and Bolts Only with Universal Quick Disconnect Mounting Brackets	95.00
RMKLP#	Replacement Low Profile Mounting Foot, Include Feet, Hardware and Straps of your Choice	161.00
STPLP#	Straps and Bolts, Use With MKLP Only	95.00
NOTE	All straps are special ordered and NON-RETURNABLE. Some modification may be required by the end user to adapt these straps to fit exact vehicle roof line and door jamb positions. This list is intended as a GUIDE ONLY to assist in obtaining the closest strap for vehicle make and fit, and DOES NOT GUARANTEE an exact fit in every case.	

24 VDC Products

Refer to Series Section for Options. For other 24 VDC Models that are Not Listed Below, Contact Factory for Pricing and Availability.

Super-LED® Beacons, 24 VDC

†† L31H*F4	L31 Super-LED® Beacon, Class 1, High Dome, Amber, Blue or Red, Flat Mount, Cast Base	599.00
†† L32L*F4	L32 Super-LED® Beacon, Class 1 in Amber, Class 2 in Red or Blue, Low Dome, Amber, Blue or Red, Flat Mount, Cast Base	375.00
†† L21H*P4	L21 Super-LED® Beacon, Class 1, High Dome, Amber or White, Perm/Pipe/"J" Hook Mount, Polycarbonate Base	343.00
†† L21L*P4	L21 Super-LED® Beacon, Class 1, Low Dome, Amber or White, Perm/Pipe/"J" Hook Mount, Polycarbonate Base	343.00
†† L22H*P4	L22 Super-LED® Beacon, Class 2 Amber, High Dome, Amber, Blue, Red or White, Perm/Pipe/"J" Hook Mount, Polycarbonate Base	198.00
†† L22L*P4	L22 Super-LED® Beacon, Class 2 Amber, Low Dome, Amber, Blue, Red or White, Perm/Pipe/"J" Hook Mount, Polycarbonate Base	198.00
†† L10HAP4	L10 Super-LED® Beacon, Class 1, High Dome, Amber, Perm/Pipe Mount, Polycarbonate Base	164.00
†† L10LAP4	L10 Super-LED® Beacon, Class 1, Low Dome, Amber, Perm/Pipe Mount, Polycarbonate Base	164.00

Lightheads, 24 VDC

†† 0SU0EDCR	0S Series White Illumination Light, Clear Lens	40.00
†† 20U0CDCR	4" Round, 2G Series, Compartment Light, Level 3 Intensity, Optional Mounting Kit Purchased Separately	138.00
†† 3SU00FCR	3" Round Super-LED®, Flashing, White with Clear Lens	75.00
†† 3SS00FAR	3" Round Super-LED®, Flashing, Amber with Amber Lens	75.00
†† 3SW00FRR	3" Round Super-LED®, Flashing, Red with Red Lens	75.00
†† 50S03ZAR	500 Series TIR6™ Super-LED®, Amber with Amber Lens	167.00
†† 50T03ZBR	500 Series TIR6™ Super-LED®, Blue with Blue Lens	167.00
†† 50W03ZRR	500 Series TIR6™ Super-LED®, Red with Red Lens	167.00
†† 60U0EHCR	6" Round Surface Mount, Super-LED® Ambulance Interior Light	204.00
†† 60U0EJCS	6" Round Surface Mount, 6 LED Interior Light, White, Includes Switch	185.00
†† 7SU0ENZR	700 Series, Gradient Opti-Scenelight™, Surface Mount	309.00
†† 9SU0ENZR	900 Series, Gradient Opti-Scenelight™, Surface Mount, Includes Flange	546.00
†† 90BTT4	900 Series, 5mm Brake/Tail/Turn, 2 Flash Patterns	389.00
†† IONSM*4	\$ ION™ Series Surface Mount, Red, Blue, Amber or White, Black Housing	150.00
†† WIONSM*4	\$ ION™ Series, Wide Angle Surface Mount, Red, Blue, Amber or White, Black Housing	150.00
†† WIONSC*4	ION™ Series, Wide Angle Surface Mount, Red, Blue, Amber or White, Chrome Housing	200.00
†† LINZ6*24	LINZ6™ Series Super-LED®, Red, Blue, Amber or White, with Clear Lens	156.00
†† M2*24	M2 Series Super-LED® with Scan-Lock™ Flash Patterns, Red, Blue, Amber or White, with Color Lens	174.00
†† M2W*24	M2 Series Super-LED®, Warning, Wide Angle, Red, Blue, Amber or White, with Color Lens	174.00
†† M2W*C24	M2 Series Super-LED®, Warning, Wide Angle, Red, Blue, Amber or White, with Clear Lens	174.00
†† M4*24	M4 Series Super-LED® with Scan-Lock™ Flash Patterns, Red, Blue, Amber or White, with Color Lens	188.00
†† M6*24	M6 Series Super-LED® with Scan-Lock™ Flash Patterns, Red, Blue, Amber or White, with Color Lens	229.00
†† M6*C24	M6 Series Super-LED® with Scan-Lock™ Flash Patterns, Red, Blue, Amber or White, with Clear Lens	229.00
†† M6V2*4	NEW M6 Super-LED® V-Series™, Combination 180° Warning and Perimeter Light, Scan-Lock™ Flash Patterns with Color Outer Lens over the Warning Light. Optional Mounting Flanges Purchased Separately	601.00
†† M6BTT24	M6 Series Brake/Tail/Turn, Red Lens	167.00
†† M6BUW24	M6 Series Back-Up, Clear Lens	223.00
†† M6ZC24	M6 Series Super-LED® Gradient Scene Light	386.00

††	M6T24	M6 Series Amber Turn Signal, Sequential Arrow, Amber Lens	145.00
††	M7*24	M7 Series Super-LED® with Scan-Lock™ Flash Patterns, Red, Blue, Amber or White, with Color Lens	229.00
††	M7ZC24	M7 Series Super-LED® Gradient Scenelight	229.00
††	M9*24	M9 Series Super-LED® with Scan-Lock™ Flash Patterns, Red, Blue, Amber or White, with Color Lens	343.00
††	M9V2*4C	NEW M9 Super-LED® V-Series™, Combination 180° Warning and Scene Light, Scan-Lock™ Flash Patterns with Color Outer Lens over the Warning Light, Includes Chrome-Plated Flange	903.00
††	M9V2*4B	NEW M9 Super-LED® V-Series™, Combination 180° Warning and Scene Light, Scan-Lock™ Flash Patterns with Color Outer Lens over the Warning Light, Includes Black Flange	895.00
††	MCRNS*4	Micron™ Series Super-LED® with Scan-Lock™ Flash Patterns, Red, Blue, Amber or White, Black Flange	156.00
††	NP6B4W	Pioneer™ Nano Work/Scene Lights, 6-LED, with Bail Mount, White	260.00
††	NP6B4B	Pioneer™ Nano Work/Scene Lights, 6-LED, with Bail Mount, Black	260.00
††	MPB4B	Micro Pioneer™ Super-LED® Work Light, Bail/Stud Mount, Black Housing	421.00
††	MPB4W	Micro Pioneer™ Super-LED® Work Light, Bail/Stud Mount, White Housing	421.00
††	MPP4W	Micro Pioneer™ Super-LED® Work Light, Low Profile Pedestal/Swivel Mount, White Housing	579.00
††	MPR4W	Micro Pioneer™ Super-LED® Work Light, Straight Recessed Mount, White Housing	516.00
††	PELCB4	Perimeter Enhancement Light, White Super-LED®, Black Housing	210.00
††	PELCC4	Perimeter Enhancement Light, White Super-LED®, Chrome Housing	210.00
††	PFH14	Single Panel, Pioneer Plus™, Super-LED® Flood Light, White Housing	858.00
††	PFH24	Dual Panel, Pioneer Plus™, Super-LED® Flood Light, White Housing	1497.00
††	PCH14	Single Panel Pioneer™ Combination Flood/Spot with Proclera™ Silicone Optics	858.00
††	PFH1P04	Single Panel Pioneer Plus™ with Pole/Pedestal Mount Adapter	1100.00
††	PCH14P	Single Panel Pioneer™ with Pole/Pedestal Mount Adapter, Combination Flood/Spot with Proclera™ Silicone Optics, White Housing	1100.00
††	PCH14P1	Single Panel Pioneer™ with Pole/Pedestal Mount Adapter and On/Off Switch, Combination Flood/Spot with Proclera™ Silicone Optics, White Housing	1126.00
††	PCH24	Dual Panel Pioneer™ Combination Flood/Spot with Proclera™ Silicone Optics, White Housing	1497.00
††	PCH24P	Dual Panel Pioneer™ with Pole/Pedestal Mount Adapter, Combination Flood/Spot with Proclera™ Silicone Optics, White Housing	1741.00
††	PCH24P1	Dual Panel Pioneer™ with Pole/Pedestal Mount Adapter and On/Off Switch, Combination Flood/Spot with Proclera™ Silicone Optics, White Housing	1766.00
††	PFBP12C4	PAR-36 Round 12-Super-LED® Flood Light, With Pedestal/Swivel Mount and an On/Off Switch, Chrome Rear Cover	453.00
††	P46HHS4	PAR-46, Super-LED® Hand Held Spotlight, Includes Cigar Cord, On/Off Switch and Magnet	486.00
††	VTX609*4	\$ Vertex™, Omni Directional Lighthouse, Red, Blue, Amber or White, 9' Cable	119.00
††	WPLWZ3A4	LINZ6™ Super-LED®, Two Wing Plow Amber Lights, One for When the Plow is in Use and One for When Stowed	514.00

Sirens, 24 VDC

††	ALPHA24R	Alpha Series Siren, Remote, for use with Remote Switches, Purchase Separately	253.00
††	ALPHA24S	Alpha Series Siren, Self-Contained	288.00
††	BETA124R	Beta Series Full Function Siren, Remote, for use with Remote Switches, Purchase Separately	255.00
††	295SL102	295SL Series, Full Function Siren (up to Two 100 Watt speakers), Includes Microphone	392.00

Responder® LP Series Lightbars, Aluminum Base, 24 VDC

††	R2LPPA4	Six LIN6™ Super-LED® Modules, Permanent Mount, Amber, 24 VDC	636.00
††	R2LPPB4	Six LIN6™ Super-LED® Modules, Permanent Mount, Blue, 24 VDC	636.00
††	R2LPMA4	Six LIN6™ Super-LED® Modules, Magnetic Mount, Amber, 24 VDC	659.00
††	R2LPPR4	Six LIN6™ Super-LED® Modules, Permanent Mount, Red, 24 VDC	636.00

Mini Edge® Freedom® IV Series Lightbars, 24 VDC

††	F4M1111P	Permanent Mount, Amber	1485.00
††	F4M5555P	Permanent Mount, Red	1485.00
††	F4DLA4	One Single Color Long 12 Super-LED® Lighthouse, Amber	237.00
††	F4DLR4	One Single Color Long 12 Super-LED® Lighthouse, Red	237.00

Liberty™II, SOLO™, 24 VDC, IX Series and Options, Low Current

††	IX4****4	44" Four Single Color Corner Modules, Red, Blue, Amber and/or White	1584.00
††	IX8****4	48" Four Single Color Corner Modules, Red, Blue, Amber and/or White	1584.00
††	IX2****4	54" Four Single Color Corner Modules, Red, Blue, Amber and/or White	1584.00
††	IWDL*4	One Single Color Long 6 Super-LED® Lighthouse, Red, Blue, Amber or White	173.00
††	IWDS*4	One Single Color Short 6 Super-LED® Lighthouse, Red, Blue, Amber or White	120.00
††	ITL124	Two Long 12 Super-LED® Take Down Lights	408.00
††	ITS64	Two Short 6 Super-LED® Take Down Lights	233.00
††	IA34	Two Short 6 Super-LED® Alley Lights with 15° Horizontal Adjustment	131.00

Green Products

Refer to Series Section for Options Mounting.

L31 & L32 Super-LED® Beacons, Cast Aluminum Base. Includes Scan-Lock™ Flash Patterns, Hi/Low Power, Cruise and Synchronize Features.

††	L31HGF	Green with Green Dome, Flat Mount	821.00
††	L31HPF	Amber/Green with Clear Dome, Flat Mount	710.00

All models are 12 Volt D.C. only unless otherwise noted above. For other voltages contact factory.

* Replace symbol in model number with letter indicating lens color or LED color desired: **A** = Amber; **B** = Blue; **C** = Clear/White; **R** = Red; **G** = Green

Replace symbol in model number with letter indicating SPLIT lens or LED color desired: **D** = Red/Clear or White; **E** = Blue/Clear or White; **F** = Amber/Clear or White; **H** = Green/Clear or White; **J** = Red/Blue; **K** = Red/Amber; **L** = Red/Green; **M** = Blue/Amber † (to be discontinued, check availability) †† NCNR (special order, check availability, non-cancelable, non-returnable) ! Indicate length desired: 5 foot, 6 foot, 7 foot or 8 foot \$ Indicates Lower Price

AUTOMOTIVE LIST PRICE

No. PL18.0WL

EFFECTIVE: December 20, 2017 VOID: June 28, 2018

↓ †† - NCNR (special order, non-cancelable, non-returnable, check availability). See "Made-To-Order" Statement on Table of Contents Page of this Price List.

MODEL	DESCRIPTION	LIST
†† L32L4F	Green with Clear Dome, Flat Mount	512.00
†† L32LGF	Green, Flat Mount	512.00
†† L32LGM	Green, Magnetic Mount	546.00
†† L32LGV	Green, Magnetic/Suction Mount	548.00
L21 Series Super-LED® Encapsulated Beacon, Polycarbonate Base, Perm Mount Models with Scan-Lock™ Flash Patterns.		
†† L21H4P	Green with High Clear Dome, Perm/Pipe / "J" Hook Mount	429.00
†† L21L4P	Green with Low Clear Dome, Perm/Pipe / "J" Hook Mount	429.00
Lightheads - Green, Super-LED® (Unless Specified) with Scan-Lock™ Flash Patterns		
†† 0SG00MCR	Green Marker/Clearance Light with Clear Lens	49.00
†† 2EG00ZGR	4" Round Series, Extended Lens, Green with Green Lens	204.00
†† 2EP00ZCR	4" Round Series, Extended Lens, Amber/Green with Clear Lens	250.00
†† 40G02ZCR	400 Series, Single Level, Green with Clear Lens	162.00
†† 40G02ZGR	400 Series, Single Level, Green with Green Lens	162.00
†† 50G02ZCR	500 Series, Green with Clear Lens	200.00
†† 50G02ZGR	500 Series, Green with Green Lens	200.00
†† 50AG2ZCR	500 Series, Amber/Green with Clear Lens	230.00
†† 5V1G	500 V-Series™, Green with Clear Lens	385.00
†† 60G02FCR	600 Series, Green with Clear Lens	248.00
†† 60G02FGR	600 Series, Green with Green Lens	248.00
†† 70G02FGR	700 Series, Green with Green Lens	248.00
†† IONG	\$ ION™ Series, Green with Clear Lens	199.00
†† IONSMG	\$ ION™ Series, Surface Mount, Green with Clear Lens	199.00
†† TL12P	ION™ T-Series™ DUO™ Color, Amber/Green with Clear Lens	199.00
†† LINV2G	LINV2™ V-Series™, Green with Clear Lens	294.00
†† LINSV2G	LINSV2™ V-Series, Under Surface Mount, Green with Clear Lens	307.00
†† LINZ6G	LINZ6™ Series, Green with Clear Lens	168.00
†† M4G	M4 Series, Green	219.00
†† M6G	M6 Series, Green	271.00
†† M6GC	M6 Series, Green with Clear Lens	271.00
†† M7G	M7 Series, Green	271.00
†† M9G	M9 Series, Green	406.00
†† MCRNSG	Micron™ Series, Surface Mount, Green with Clear Lens	185.00
†† RSG02ZCR	\$ LIN3™ Series, Green with Clear Lens	103.00
†† RSG03ZCR	\$ TIR3™ Series, Green with Clear Lens	103.00
†† VTX609G	\$ Vertex™ Series, Green with Clear Lens	135.00
†† VTXD609G	\$ Vertex™ Series, Directional Lighthead, Green with Clear Lens	135.00
Lightbars, Mini, Super-LED®		
†† R2LPHPG	Responder® LP Series, Mini Lightbar, LIN6™, Permanent Mount, Green with Green Dome	876.00
†† RDLPPAG	Responder® LP DUO™ Series, Mini Lightbar, Permanent Mount, Six Super-LED® Amber/Green Modules with Clear Dome	1399.00
†† MC16MCG	Century™ Series, Mini Lightbar, 16", Magnet Mount, Green with Clear Dome	495.00

Replacement Parts, Lens Kits

Lens kit worksheets are available from your local distributor or your authorized managing sales representative.

Edge® Classic, 94 & 96 Series, Lens Kits

†† LENSKIT1	Lens Kit for Classic Edge® Lightbar	260.00
†† LENSKIT2	Lens Kit for Classic Edge® Lightbar	345.00
†† LENSKIT3	Lens Kit for Classic Edge® Lightbar	345.00

Edge® 9M Series, Lens Kits

†† 9MLENKT1	Lens Kit for Edge® 9M Series Lightbar	260.00
†† 9MLENKT2	Lens Kit for Edge® 9M Series Lightbar	345.00
†† 9MLENKT3	Lens Kit for Edge® 9M Series Lightbar	345.00

Edge® Ultra 9U & Freedom Series, Lens Kits

†† 9ULENKT1	Lens Kit for Edge® Freedom® Series Lightbar	260.00
†† 9ULENKT2	Lens Kit for Edge® Freedom® Series Lightbar	345.00
†† 9ULENKT3	Lens Kit for Edge® Freedom® Series Lightbar	345.00

Liberty™ Series Lens Kits, Not for use with 500 Series Alleys

†† SLENKT1	Lens Kit for Liberty™ Series Lightbars for use with LR11 Alley Lights	260.00
†† SLENKT2	Lens Kit for Liberty™ Series Lightbars for use with LR11 Alley Lights	345.00
†† SLENKT3	Lens Kit for Liberty™ Series Lightbars for use with LR11 Alley Lights	345.00

Liberty™ Series Lens Kits, Includes Two LR11 Alley Lights

†† SLENLRK1	Lens Kit for Liberty™ Lightbar, Includes Two LR11 Alley Lights	379.00
†† SLENLRK2	Lens Kit for Liberty™ Lightbar, Includes Two LR11 Alley Lights	469.00
†† SLENLRK3	Lens Kit for Liberty™ Lightbar, Includes Two LR11 Alley Lights	469.00

Replacement Parts, Bulbs For Whelen Lights
 Pictorial reference is located at the end of this Price List.

Halogen Bulbs, 12 Volts, Unless Specified, Snap-In, Bulb Only.

††	H27DSN28	27 Watt, 24 Volt, Stop/Tail/Turn	55.00
††	H35DSN12	35 Watt Halogen Dual Filament for Interior Light Only	60.00
††	H35SN24	35 Watt, 24 Volt (Yellow Dot)	55.00

Halogen Bulbs, 12 Volts, H-1

††	H55H112	55 Watts, For Delta™ Rotators, Guardian™ Models G1 and G2 Series	42.00
----	---------	--	-------

Halogen Bulbs, 12 Volts, Unless Specified, Twist-Lock, Includes Twist-Lock Adapter & Snap-In Bulb.

††	H35HSC12	35 Watt Halogen Bulb for 810 Scene Light	67.00
††	H35ASC24	35 Watt Halogen Bulb for 24 Volt 810 Scene Light	67.00
††	H35DTL12	35 Watt Halogen Bulb, 3 Position Connector for Interior Light Only, Dual Filament	78.00

Strobe Tubes

††	UNI	Universal Flash Tube (Replaces S406, S600, Z360)	128.00
††	4ELTUBE	400 Series Linear Strobe Tube/Reflector Assembly	146.00
††	4ECTUBE	4E Series Combination Rear Strobe w/Halogen Lamp Reflector Assembly	220.00
††	500LTUBE	500 Series Linear Strobe Tube/Reflector Assembly	182.00
††	58L4TUBE	508E Series Linear Strobe Tube/Reflector Assembly, 4 Screw Lens Design	283.00
††	81L4TUBE	810E Series Linear Strobe Tube/Reflector Assembly, 4 Screw Lens Design	283.00
††	6ELTUBE	600/6E Series Linear Strobe Tube/Reflector Assembly	194.00
††	7ELTUBE	700/7E Series Linear Strobe Tube/Reflector Assembly	194.00
††	7ECTUBE	7E Series Combination Rear Strobe w/Halogen Lamp Reflector Assembly	220.00
††	80DTUBE	800D/1200D Series Helix 1-1/2 Turn, 3 Pin Plug-In Base Strobe Tube, Each	126.00
††	80TUBE	800C/1200C Series Helix 1-1/2 Turn Strobe Tube with black reflector 1200C Series, 800C Series, FHEAD / GHEAD / XHEAD Series	126.00
††	900STUBE	900 Series Non-Linear Strobe Tube/Reflector Assembly	205.00
††	9UTUBE	Edge® 9M/Ultra Corner Tube/Reflector	146.00
††	LFLTUBE	Edge® LFL Corner Tube/Reflector	146.00
††	DIRECTIO	Large Directional Strobe Tube with Reflector (MN200S Style) 9000FF Series, 9000FM, 9801 Series, 9804 Series, 9806 Series, AdvantEdge®+Plus™ Series	173.00
††	FT10A	3-Pin "U" Strobe Tube, Plug-in, VP410 Series, VP415 Series, 2004, 2012, 2015	66.00
††	FT1510	Linear Tube for 1510 Series	61.00
††	FT20A	3-Pin Helix 1-1/2 turn Strobe Tube, Plug-in, VP420 Series, VP422 Series, 2022, G5 & G7 Series	75.00
††	FT25	Flash Tube, 2500 Series Beacons	75.00
††	LINEAR14	Linear Strobe/Reflector Module, Centurion™ Lower Level CL14 Series Strobe, FastTrax™ Front Strobe	146.00
††	LINEAR17	Linear Strobe/Reflector Module, Dash-King™ Series, Centurion™ Lower Level CL17 Series Strobes	146.00
††	M469	1 1/2 Turn Helix Strobe Tube with Reflective Base, V-Head	128.00
††	REPTSSTR	Twin Side Beam™ Dual Strobe Reflector Assembly	227.00
††	SSTUBE	Super Strobe® Helix 1-1/2 turn Strobe Tube and Polished Reflector, DOT6H, S360C/S360D/S360S Series, SS361, SS363, SS364	126.00
††	TURBOASY	Linear Strobe/Reflector Module for "Classic" Edge® and Edge+Plus™	146.00
††	TURB6DUP	Duplex Linear Strobe/Reflector Module for 96 Series Edge® Bars, Dash-King 2000	146.00
††	S30HACP	Clear Strobe Tube Only (Less Cable), Soft Plug-In with Flange	125.00
††	S30HAC	Clear Strobe Tube Only (Less Cable), Flange Mount	125.00
††	S30HAA	Amber Strobe Tube Only (Less Cable), Flange Mount	146.00
††	S30HACD	Clear Strobe Tube Only (Less Cable), Flange Mount, Deutsch® Waterproof Connector	138.00
††	S30HAAD	Amber Strobe Tube Only (Less Cable), Flange Mount, Deutsch® Waterproof Connector	164.00

DOT3® Systems with Deutsch® Waterproof Connectors

††	REPDIRWD	DOT3® 100 Series Rear Strobe Assembly, Replaces Old Style AMP W.P., (P/N 02-0341827-00C)	200.00
††	REPSTTWD	DOT3® 100/200 Series Brake/Tail/Turn Bulb Assembly, Replaces Old Style AMP W.P., (P/N 34-0061856-00C)	80.00
††	DIRECTWD	DOT3® 100 Series Rear Strobe Assembly with Deutsch® Waterproof Connector	187.00

DOT3® Systems with AMP® Waterproof Connectors

††	H35TL12W	DOT3® 100/200 Series Back-up Light Assembly	87.00
††	REPDIRWA	DOT3® 100 Series Rear Strobe Assembly	194.00

Snap-In Bulbs

††	H20SN12	20 Watt (Green Dot) , TA836 Series, TA870A Series, TA837 Series, TA1652H Series, TA1664H Series, BLTA, 97 Edge® Bar Series/All Dual Halogen Models, SSNF™ Series Halogen Lightheads	33.00
††	H27SN12	27 Watt (Red Dot), 508 Series, 64 Back Series, 810 Series, 830 Scenelight, AdvantEdge®+Plus™ & Super AdvantEdge®+Plus™ Lightbars, Towman®s™ Lightbars, Edge®+Plus™, B-Link™ Bar Full Size Halogen Modules, Dash-Miser™ Halogen Models	33.00
††	H35SN12	35 Watt (White Dot), 4000 Motor/Reflector Assembly/Brushless, 52 Series, DOT3® Systems, Edge® California Steady-Burn, RDX Series	33.00
††	H35HSN12	35 Watt, Horizontal Filament (Gold Dot), GH Series, 64 Series, 73 Series, 97 Scenelight, 5000 Super AdvantEdge®+Plus™	33.00
††	H50SN12	50 Watt, Horizontal Filament (Blue Dot), 97 Series Scenelight, 9E Series, 7E Series (Flashing Only)	33.00

All models are 12 Volt D.C. only unless otherwise noted above. For other voltages contact factory.

* Replace symbol in model number with letter indicating lens color or LED color desired: A = Amber; B = Blue; C = Clear/White; R = Red; G = Green

Replace symbol in model number with letter indicating SPLIT lens or LED color desired: D = Red/Clear or White; E = Blue/Clear or White; F = Amber/Clear or White; H = Green/Clear or White, J = Red/Blue; K = Red/Amber; L = Red/Green; M = Blue/Amber † (to be discontinued, check availability) †† NCNR (special order, check availability, non-cancelable, non-returnable) ! Indicate length desired: 5 foot, 6 foot, 7 foot or 8 foot \$ Indicates Lower Price

24 VDC, Green Products & Parts

AUTOMOTIVE LIST PRICE

No. PL18.0WL

EFFECTIVE: December 20, 2017 VOID: June 28, 2018

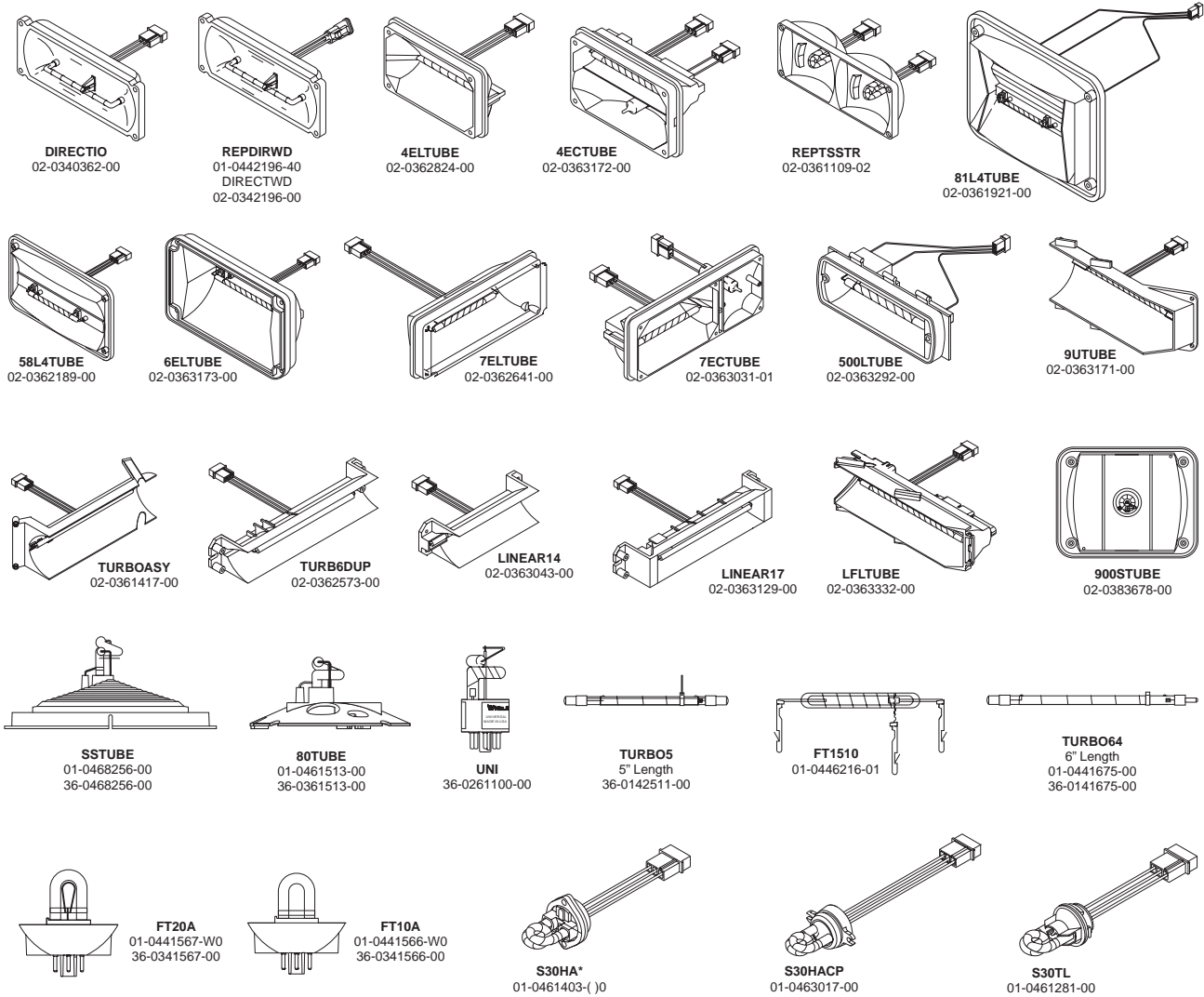
↓ †† - NCNR (special order, non-cancelable, non-returnable, check availability). See "Made-To-Order" Statement on Table of Contents Page of this Price List.

MODEL	DESCRIPTION	LIST
†† H50ASN12	50 Watt, Halogen Bulb for RB6P, RB6D, B6R and Centurion™ Lightbars	33.00
†† H60SN12	60 Watt, 7E Series, 9E Series, RB6T Series	33.00
†† STOPSN12	Brake/Tail/Turn Light, DOT3® Systems (Incandescent Globe Style)	33.00
Linear Snap-In Flash Tubes		
†† TURBO5	Linear Strobe Tube only for 900, 97 & 9E Linear, and 81E Linear. Snap-In with Stiff Trigger Lead 4.75" Long	76.00
†† TURBO64	Linear Strobe Turbo Tube for 64 Series, Snap-in 6" long, 508 Series Linear, 1997 Edge® Bars, Super AdvantEdge®+Plus™, TA864S	76.00
Bi-Pin Halogen Bulbs		
†† H20W12V	20 Watt, TA4000A, TA9000A Series, TA9000D	17.00
†† H27W12V	27 Watt, 9000 Series Alley Light (Full Size), 9000FM Work Light, CR12/212 Series, GRLHAL, TS200H, TS200C	17.00
†† H35W12V	35 Watt, 4000 Series Motor/Reflector Assembly with Brushes, Val-U-Bar™ Series Motor/Reflector Assembly with Brushes	17.00
†† H50W12V	50 Watt	17.00
Twist-Lock Halogen & Strobe Bulbs		
†† S30TL	Twist-Lock Helix 1-1/2 Turn Strobe Tube, 52 Series Twist-Lock, 56 Series Twist-Lock, 64 Series Twist-Lock, 73 Series Twist-Lock, 9000 Series, 97 Series Twist-Lock, DashMiser™/DashMiser Plus™ Twist-Lock Series, GSF/GSE Series, SBS8S	91.00
†† TA20TL12	20 Watt, 2 Position Connector, TA836A, TA837A, TA838A, TA839A, TA870A, TA1620A, TA1622A	53.00
†† H27TL12	27 Watt, 3 Position Connector, 9000 Series Take-Down and Flashers, DashMiser™/DashMiser Plus™ Halogen Series	53.00
†† H35TL12	35 Watt, 3 Position Connector, GHF/GHE Series, 52 Series Halogen, 64 Series, 64 Series Opti- Scenelight™, 73 Series, 73 Series Opti-Scenelight™	53.00
†† H50TL12	50 Watt, 3 Position Connector, 97 Series, 97 Series Opti-Scenelight™	53.00
†† BRAKTL12	Brake/Tail/Turn, 3 Position Connector, (Incandescent), 52 / 64 / 73 & 97 Series Brake/Tail/Turn (Globe Style, Not Flat Back Style)	53.00

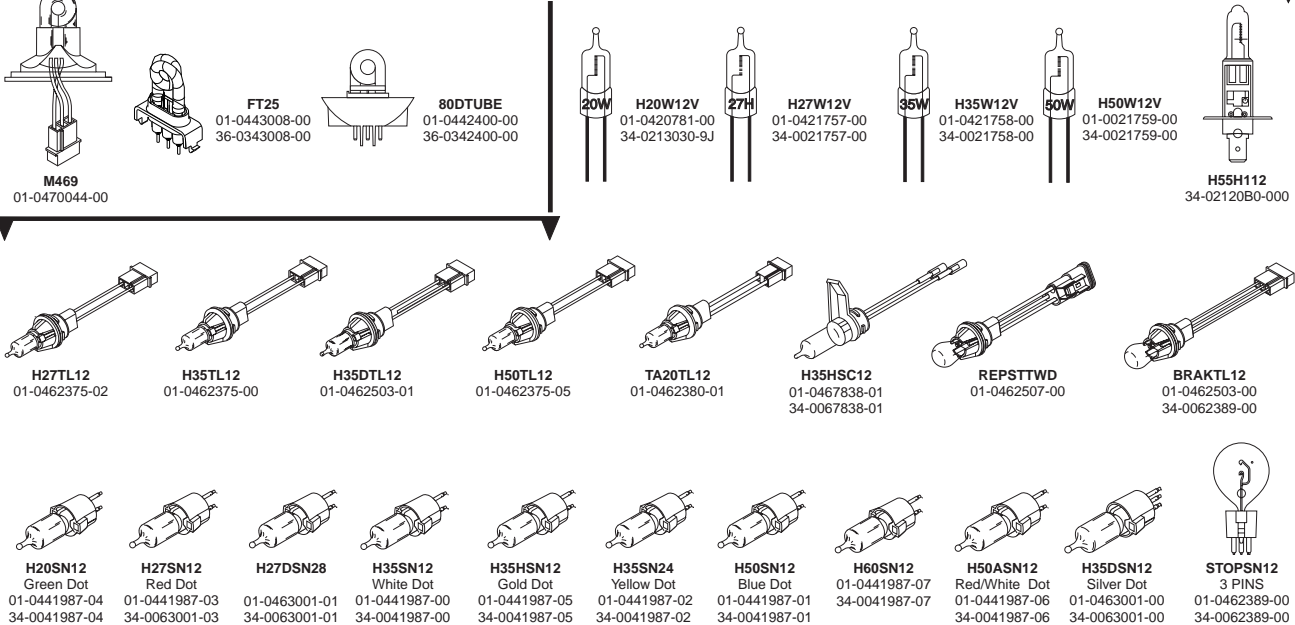


2018 PICTORIAL REFERENCE GUIDE FOR STROBE, HALOGEN & INCANDESCENT REPLACEMENT BULBS

STROBE



HALOGEN & INCANDESCENT



INDEX

0	17, 21	45LFLASH	43	6SC0ENZR	7	AVC11*	1
0AC0EDCR	5	45LRLOAD	43	70*02F*R	8	AVC12#	1
0S*00FCR	5	45TA	43	70*02S*R	8	AVC13BAC	1
0S*00MCR	5	4BKT1	6, 12	70A00TAR	8	AVC13RAC	1
0S*00SCR	5	4ECTUBE	48	70BR6FCR	8	AVC13RBA	1
0SB00SCR	5	4EFLANGE	6	70BTT	8	AVC13RBC	1
0SC0EDCR	5	4EGRILB	6	70C00VCR	8	AVC21**	1
0SG00MCR	47	4EGRILP	6	70C00WCR	8	AVC22DD	1
0SU0EDCR	45	4ELTUBE	48	70COELZR	8	AVC22DE	1
1SWITCH	23	4FLANGE	6	70CREGCS	8, 10	AVC22EE	1
20C0CDCD	6	4SWITCH	23	70F000*R	8	AVC22FF	1
20C0CDCR	6	4TSMAB	6	70G02FGR	47	AVC22JJ	1
20R00XRR	6	4TSMAC	6	70K000ZR	8	AVC22MM	1
20U0CDCR	45	4V3*	6	70RA6FCR	8	AVC23BAC	1
295HFS2	24	50**2ZCR	6	70RC6FCR	8	AVC23RAC	1
295HFS2X	24	50**3ZCR	7	73FKIT	8	AVC23RBA	1
295HFSA7	24	50*02Z*R	6	795H	26, 35, 38, 39, 43	AVC23RBC	1
295HFSC9	24	50*03Z*R	7	7CAST3	7	AVW11*	1
295HFSDA	24	500LTUBE	48	7ECTUBE	48	AVW12#	1
295SDA1	24	50A02SA1	6	7EFLANGE	8	AVW13BAC	1
295SDA2	24	50AA2SA2	6	7ELTUBE	48	AVW13RAC	1
295SL100	24	50AC2ZCR	6	7FLANGE	8	AVW13RBA	1
295SL101	24	50AG2ZCR	47	7GCV6LRC	8	AVW13RBC	1
295SL102	46	50BC2ZCR	6	7HTH5FC	8	AVW21**	1
295SLSA1	24	50CC2ZCR	6	7HTH5RC	8	AVW22DD	1
295SLSA6	24	50CR2ZCR	6	7HTM5FC	8	AVW22DE	1
295SSA1	24	50G02ZCR	47	7HTM5RC	8	AVW22EE	1
295SSA2	24	50G02ZGR	47	7PT5R	8	AVW22FF	1
2E*00Z*R	6, 22	50S03ZAR	45	7PTH5F	8	AVW22JJ	1
2ED00ZCR	6	50T03ZBR	45	7PTM5F	8	AVW22MM	1
2EE00ZCR	6	50W03ZRR	45	7SC0ENZR	8	AVW23BAC	1
2EG00ZGR	47	58L4TUBE	48	7SU0ENZR	45	AVW23RAC	1
2EJ00ZCR	6, 22	5BKT1	7	80C00EZR	10	AVW23RBA	1
2EP00ZCR	47	5BRUSH	7	80C0EHCR	10	AVW23RBC	1
2F*00Z*R	6, 22	5FLANGE	7	80CBEHCR	10	B6370**	2
2FLANGEB	6	5FLANGEC	7	80CREHCR	10	B63M7**	2
2FLANGEC	6	5FLANGEP	7	80DTUBE	48	B6MM**P	2
2G*00F*R	6	5G*00F*R	7	80TUBE	48	B6TM**1P	2
2GBKT1	6	5GBKT1	7	810CA0ZR	8	BBKT20	3, 4
2GFLANGB	6	5GBOXB	7	810TRIM	8	BBKT30	3
2GFLANGC	6	5GC00WCR	7	81L4TUBE	48	BETA1	25
2GROMMET	6	5GCOCCCR	7	86CE1	10	BETA112R	22, 25
2SWITCH	23	5GFLANGB	7	8WC00EZR	10	BETA124R	46
3FLANGEC	5	5GFLANGC	7	90**5F*R	8	BETA2	22, 25
3GROMMET	5	5GM2LRC	7	90**5S*R	8	BETA2BKT	25
3PC0C0CD	15	5GROMMET	7	900STUBE	48	BETAMIC	25
3S*00F*R	5	5IM2LRC	7	90A00TAR	9	BGH	3, 4
3SBCCDCR	5	5LSMAB	7	90BTT	9	BGL	3, 4
3SC0CDCR	5	5LSMAC	7	90BTT4	45	BRAKTL12	49
3SR0CDRR	5	5TSMAB	7	90E000ZR	9	C6*S	9
3SRCCDCR	5	5TSMAC	7	90F000*R	9	C6*SC	9
3SS00FAR	45	5V*02Z*R	6	90FLANGB	8	C6BTT	9
3SU00FCR	45	5V1*	6	90FLANGC	9	C6BTTC	9
3SW00FRR	45	5V1G	47	90J000CR	9	C6FB	9
3SWITCH	23	5V3*	6	90RA5FCR	8	C6FC	9
40**5SCR	6	60*02F*R	7	90RB5FCR	8	C6HDLTMMK	9
40*02Z*R	6	60*02S*R	7	90RC5FCR	8	C6L*	9
40A00AAR	6	60A00TAR	7	97FKIT	9	C6L*C	9
40BTT	6	60BR6FCR	7	9EFLANGE	9	C6T	9
40BUH	6	60BTT	7	9FLANGEB	9	C6TC	9
40BUV	6	60C00VCR	7	9MLENKT1	47	C7*S	9
40C00VCR	6	60C00WCR	7	9MLENKT2	47	C7*SC	9
40G02ZCR	47	60C0EHCR	10	9MLENKT3	47	C7BTT	9
40G02ZGR	47	60C0EJCS	10	9SC0ENZR	8	C7BTTC	9
43LENS*	2	60C0ELZR	7	9SU0ENZR	45	C7FB	9
45795H	43	60CBEGCS	10	9ULENKT1	47	C7FC	9
45ADDAST	43	60CREGCS	10	9ULENKT2	47	C7L*	9
45ADDHAL	43	60F000*R	7	9ULENKT3	47	C7L*C	9
45ADDSTR	43	60G02FCR	47	9UTUBE	48	C7T	9
45ADL8*	43	60G02FGR	47	AFL530	4	C7TC	9
45ADLS8*	43	60J000CR	7	AFM1660	4	C9*S	9
45ADRB*	43	60K000XR	7	AFM560	4	C9*SC	9
45ADROTA	43	60K000YR	7	ALPHA1	24	C9BTT	9
45ALOAD	43	60RA6FCR	7	ALPHA12S	24	C9BTTC	9
45B++*	43	60RC6FCR	7	ALPHA2	24	C9FB	9
45B++	43	60U0EHCR	45	ALPHA24R	46	C9FC	9
45B52*	43	60U0EJCS	45	ALPHA24S	46	C9L*	9
45B52	43	60X000RR	7	ALPHA3	24	C9L*C	9
45CL*	43	60X000TR	7	ALPHA4	24	C9T	9
45DLCNTR	43	64FKIT	7	ALPHA5	24	C9TC	9
45DLCNTR	43	6BKT1	8, 13	ALPHASL	22, 24	CALF1	42
45DLOUTA	43	6BKT2	8, 13	AVBKT1	1	CANCTL5	24
45DLOUTR	43	6EFLANGE	7	AVBKT2	1	CANCTL6	24
45FL*	43	6EHDLTMMK	7	AVBKT3D	1	CANCTL7	24
45KFFH	43	6ELTUBE	48	AVBKT3S	1	CANEM16	24
45KFL	43	6FLANGEB	7	AVBKT4	1	CAST3	8
45KRH	43	6RB*	7	AVBKT5D	1	CAST3H	8
45KRL	43	6RB*C	7	AVBKT5S	1	CAST4V	8

Beyer Ford Beyer Fleet

CC5K1	23	F4M1111P	46	GB2####	36	I341	40
CC5K2	24	F4M5555P	46	GB2****	36	I342	40
CCSRN3	24	F4MA3	30	GB2ENDX	37, 38	I343	40
CCSRN35	24	F4MA6	30	GB4####	36	I344	40
CCSRN36	24	F4MEND#	30	GB4****	36	I345	40
CCSRN3A	24	F4MEND*	30	GB8####	36	I346	40
CCSRN3F	24	F4MENDX	31	GB8****	36	I381	40
CCSRN4	23	F4MTATL3	30	GB8ENDX	37, 38	I382	40
CCSRN4A	23	F4MTATL6	30	GBA	37	I383	40
CCSRN4DA	24	F4MTL6	30	GBA	36	I384	40
CCSRN5	23	F4N0QLED	42	GBAW#	36	I385	40
CCSRNT35	24	F4N0VLED	42	GBAW*	36	I386	40
CCSRNT36	24	F4N2QLED	42	GBCF*	36, 37	I3JA	10
CCSRNT3A	24	F4N2VLED	42	GBCNTX	37, 38	I3JC	10
CCSRNT3F	24	F4N7QLED	42	GBDIVDX	37, 38	I3KC	10
CCSRNT4	23	F4N7VLED	42	GBDL#	36	I3MC	10
CCSRNT4A	23	F4NMINI	42	GBDL*	36	I3SMJA	10
CCSRNT5	23	F4R0****	36	GBDS#	36	I3SMJC	10
CCSRNTA3	24	F4R2****	36	GBDS*	36	I3SMKC	10
CCTRIM	24	F4R3TS	36	GBDSCBL	37, 38	I3SMMC	10
CDT6A	42	F4R6TL	36	GBLF*	36, 37	IA3	38, 39
CE4****	42	F4R6TS	36	GBSF*	36, 38	IA34	46
CE8****	42	F4R7****	36	GBTL	36, 37	IB2####	39
CEDLX*	42	F4RA3	36	GBTS	37	IB2****	39
CEDLXA	42	F4RA6	36	GBTS	36	IB4####	39
CETAL5	42	F4RB*	31, 36	GS2****	37	IB4****	39
CETAT8	42	F4RDL*	31, 36	GS4****	37	IB4ENDX	39, 40
CL25C	10	F4RDS*	36	GS8****	37	IB8####	39
CTLS1	42	F4RDSC72	36	GSAW*	37	IB8****	39
CW0BAAAA	42	F4RFLASH	36	GSDL*	37	IB8ENDX	39, 40
D2**	2	F4RWA#	35	GSDS*	29, 37	IBCNTX	39, 40
D4****	2	F4RWA*	31	GSPHOTO	37	IBDIVDX	39, 40
D6*****	2	F4SF*	36	GSTL*	37	IBDL#	38, 39
D8\$\$\$\$0	2	F4TL6	35	GSTS*	37	IBDL*	39
DBKT3	2	F4T56	35	GT9****M	29	IBDS#	38, 39
DBKT4	2	F4W0****	35	GT9****P	29	IBDS*	39
DBKT5	2	F4W2****	35	GT9****V	29	IBDSCBL	38, 40
DELTAC5	27	F4W4****	35	GTA	29	IBTS3#	39
DELTAC6	27	F4W7****	35	GTTS	29	IBTS3*	39
DELWCCP	33, 35, 37, 38, 41, 42	F4W8****	35	GTTSA	29	IBTS6#	39
DH2000*	3, 4	F4WA*	35	H20SN12	48	IBTS6*	39
DIRECTIO	48	F4WBTT	35	H20W12V	49	ICF*	38, 39
DIRECTWD	48	F4WPHOTO	35	H27DSN28	48	IG2****	38
DL2000*	3, 4	F4X0****	35	H27SN12	48	IG8****	38
DP2**	1	F4X2****	35	H27TL12	49	IH2****	38
DP4****	1	F4X4****	35	H27W12V	49	IH8****	38
DP6\$\$\$\$0	1	F4X7****	35	H35ASC24	48	IHDC*	38
DP8\$\$\$\$0	1	F4X8****	35	H35DSN12	48	IJ2####	39
EP5L1	25	F4XBTT	35	H35DTL12	48	IJ2****	39
EP5L2S6	25	F4XPHOTO	36	H35HSC12	48	IJ2END#	39, 40
EP5L2S9	25	F4XTACBL	35	H35HSN12	48	IJ2ENDX	39, 40
F09PC	9	F4XTACTL	35	H35SN12	48	IJ500S	38, 39
F18PC	9	F54PC	10	H35SN24	48	IJ500ST	38, 40
F27PC	9	F63PC	10	H35TL12	49	IJ795H	38, 39
F36PC	9	FDFP11*R	5	H35TL12W	48	IJ795HT	38, 39
F40BAAAA	42	FDFP11JR	5	H35W12V	49	IJ8####	39
F41CNT*	36	FEDC06*R	5	H50ASN12	49	IJ8****	39
F41CNTX	36	FEDC06DR	5	H50SN12	48	IJ8END#	39, 40
F42CNT*	36	FEDC06ER	5	H50TL12	49	IJ8ENDX	39, 40
F42CNTX	36	FEDC06JR	5	H50W12V	49	IJCNT*	39, 40
F42END#	36	FEFP11*R	5	H55H112	48	IJCNTX	39, 40
F42END*	36	FEFP11DR	6	H60SN12	49	IJDC#	38, 39
F42ENDX	36	FEFP11ER	6	HHS2200	25	IJDC*	39
F4500S	35	FEFP11JR	5	HOWLER	23	ILF*	38, 39
F4500ST	35	FLBULK18	35	HWLDC15	23	INSTLRDX	30
F45PC	10	FLLED**	2	HWLFE13	23	ION#	10
F4795H	30, 35, 36	FRDSCBL	36	HWLFT11	23	ION*	10
F4795HT	35	FT10A	48	HWLRB11	23	IONBKT1	11
F48END#	36	FT1510	48	HWLRB13	23	IONBKT2	11
F48END*	36	FT20A	48	HWLRB14	23	IONBKT4	11
F48ENDX	36	FT25	48	HWLRB18	23	IONBKT5	11
F4A3	35	G321	37	HWLRB19	23	IONBKT6	11
F4A6	35	G322	37	HWLRB2	23	IONBKT7	11
F4B****P	30	G323	37	HWLRB20	23	IONG	47
F4CF*	36	G324	37	HWLRB21	23	IONGROM	11
F4DIVIDX	31, 36	G325	37	HWLRB22	23	IONHD1L	21
F4DL#	35	G326	37	HWLRB23	23	IONHD1R	21
F4DL*	30, 35	G341	37	HWLRB24	23	IONHD2FM	21
F4DLA4	46	G342	37	HWLRB25	23	IONHD3FM	21
F4DLR4	46	G343	37	HWLRB26	23	IONHDRS	22
F4DS#	35	G344	37	HWLRB4	23	IONHDSS	21
F4DS*	35	G345	37	HWLUNI	23	IONK1B	11
F4DSCBL	35	G346	37	I2#	10	IONPEDB	11
F4EDLA	42	G381	37	I2SM#	10	IONSM#	10
F4G*0*0F	30	G382	37	I321	40	IONSM*	10
F4LF*	36	G383	37	I322	40	IONSM*4	45
F4M****M	30	G384	37	I323	40	IONSMG	47
F4M****P	30	G385	37	I324	40	IONSV1*	11
F4M*0*0F	30	G386	37	I325	40	IONSV1*C	11
		GAMMA2	25	I326	40	IONSV1*W	11

INDEX

IONSV3*	11	IW8****	38	L21L*P4	3, 45	M06MJ2	22
IONSV3*C	11	IWBTTLED	38, 40	L21L*V	3	M06MR	22
IONSV3*W	11	IWDL*	38, 42	L21L4P	47	M1BATT	22
IONV1*	11	IWDL*4	46	L22H*M	3	M1GROUND	22
IONV1*W	11	IWDS*	29, 38, 42	L22H*P	3	M2#	12
IONV3*	11	IWDS*4	46	L22H*P4	3, 45	M2*	12
IONV3*W	11	IWPHOTO	39, 40	L22H*V	3	M2*24	45
IONVHDHM	22	IWTACBL	38	L22L*M	3	M2*C	12
IS348	33	IWTACNTL	38	L22L*P	3	M2FB	12
IS358	33	IWTS3*	38	L22L*P4	3, 45	M2FC	12
IS35Z	33	IWTS6*	38	L22L*V	3	M2GROM	12
IS388	33	IX2****	38	L31H*F	3	M2KTHD1	22
IS38Z	33	IX2****4	46	L31H*F4	3, 45	M2PEDB	12
IS458	33	IX4****	38	L31H*M	3	M2PEDC	12
ISD#	33	IX4****4	46	L31H*V	3	M2W#	12
ISF*	38, 39	IX8****	38	L31HAFCA	3	M2W*	12
ISFL345	31	IX8****4	46	L31HAMCA	3	M2W*24	45
ISFL346	31	IXBTTLED	38	L31HAVCA	3	M2W*C	12
ISFL34X	32	IXPHOTO	39	L31HGF	46	M2W*C24	45
ISFL34Z	32	JALF1	41	L31HPF	46	M4#####	22
ISFL355	31	JBTTLED	41	L31HRFN	3	M4#	12
ISFL356	31	JBULK18	41, 42	L32L*F	3	M4*****	22
ISFL35X	31	JC0****	41	L32L*F4	3, 45	M4*	12
ISFL35Z	31	JC2****	41	L32L*M	3	M4*24	45
ISFL385	32	JC4****	41	L32L*V	3	M4*C	12
ISFL386	32	JC8****	41	L32L4F	47	M4*CS	12
ISFL38X	32	JCTLS1	41	L32LGF	47	M4*S	12
ISFL38Z	32	JCTLS12	41	L32LGM	47	M469	48
ISFL434	32	JCTLS1D	41	L32LGV	47	M4B6B	22
ISFL435	32	JDC*	31, 41, 42	L360BGB	3	M4B6CHR	22
ISFL438	32	JDH*	31, 41	L360PMKT	3	M4B6L	22
ISFL43Z	32	JDL#	41	L40BG	4	M4B6R	22
ISFL455	31	JDL*	41	L41*M	4	M4BRUSH	12
ISFL456	31	JDLF**	41	L41*P	4	M4BSEP	22
ISFL45X	31	JDSCBL	41, 42	L41*V	4	M4CT15B	12
ISFL45Z	31	JE0****	41	L51*M	4	M4DW*	12
ISFL474	32	JE0NFPA	42	L51*P	4	M4DWJ	12
ISFL475	32	JE2****	41	L53AM	4	M4FB	12
ISFL478	32	JE2NFPA	42	L53AP	4	M4FC	12
ISFL47Z	32	JE4****	41	L6BKT2	19	M4FC400	12
ISFW345	32	JE8****	41	L6BKT3	19	M4FF15B	12
ISFW346	32	JF01AAAA	42	LA28	18	M4G	47
ISFW34X	32	JF02AAAA	42	LA28A	18	M4TB15B	12
ISFW34Z	32	JF0BAAAA	42	LCPHOTO	4, 24	M4TM15B	12
ISFW355	32	JF0DAAAA	42	LEDLOAD	5	M4V2*	12
ISFW356	32	JF0FAAAA	42	LENSKIT1	47	M6#	12
ISFW35X	32	JF0TAAAA	42	LENSKIT2	47	M6*	12
ISFW35Z	32	JHALF1	41	LENSKIT3	47	M6*24	45
ISFW385	33	JHBTTLED	41	LF28	18	M6*C	12
ISFW386	33	JHCTAL1	41	LF28A	18	M6*C24	45
ISFW38X	33	JHCTAL1D	41	LF35	18	M6*CS	12
ISFW38Z	33	JHCTLS1	41	LF35A	18	M6*S	12
ISFW434	32	JHCTLS1D	41	LF35BASE	18	M6BRUSH	13
ISFW435	32	JHFLASH	41	LF35CB12	18	M6BTT	12
ISFW438	32	JHTDALL1	41	LF35CBAC	18	M6BTT24	45
ISFW43Z	32	JHTLS2	41	LF35CBAE	18	M6BUW	12
ISFW455	32	JTA2W	41	LF35E	18	M6BUW24	45
ISFW456	32	JTACBL	41, 42	LF35TPM	18	M6FB	12
ISFW45X	32	JTACNTL	41, 42	LFLTUBE	48	M6FC	12
ISFW45Z	32	JTDLED1	41	LINEAR14	48	M6FC600	13
ISFW474	32	JTDLED2	41	LINEAR17	48	M6FCV2	13
ISFW475	32	JTLS1	41	LINSV2*	19	M6FCV3	13
ISFW478	32	JV2****	40	LINSV2*X	19	M6FCV4	13
ISFW47Z	32	JV4****	40	LINSV2G	47	M6G	47
ISS*	32, 33	JV8****	40	LINV2*	19	M6GC	47
ISTBCA	33	JWLLLED2	41	LINV2*X	19	M6HDLMTK	13
ISTRBA	33	JXALF*L	41	LINV2G	47	M6P15B	12
ISTRCA	33	JXALF1L	41	LINZ6#	19	M6P15C	12
ISTRCA	33	JY2****	40	LINZ6*	19	M6PT5R	13
IT9***M	29	JY4****	40	LINZ6*24	45	M6PTH5F	13
IT9***P	29	JY8****	40	LINZ61	19	M6PTM5F	13
IT9***V	29	L10H#P	4	LINZ62	19	M6T	12
ITA	29	L10HAM	4	LINZ65	19	M6T24	46
ITL12	38, 39	L10HAP	3	LINZ6FC	19	M6V2*	12
ITL124	46	L10HAP4	3, 45	LINZ6G	47	M6V2*4	45
ITL3	38, 39	L10HAV	4	LSK	3, 4	M6V2*C	12
ITRAYL10	33	L10HCP	3	LSVBKT13	19	M6WLENX	13
ITRAYL12	33	L10L#P	4	LSVBKT34	20	M6ZC	12
ITRAYL8	33	L10LAM	4	LSVBKT35	19	M6ZC24	45
ITRAYW10	33	L10LAP	4	LSVBKT38	20	M7#	13
ITRAYW12	33	L10LAP4	4, 45	LSVBKT42	19	M7*	13
ITRAYW8	33	L10LAV	4	LSVBKT44	19	M7*24	46
ITS3	38, 39	L10LCP	4	LSVBKT45	19	M7*C	13
ITS6	38, 39	L21H*M	3	LSVBKT47	19	M7*CS	13
ITS64	46	L21H*P	3	M05ZB	22	M7*S	13
ITTS	29	L21H*P4	3, 45	M05ZJ	22	M7BKT1	13
ITTSA	29	L21H*V	3	M05ZJ2	22	M7BRUSH	13
IW0BAAAA	42	L21H4P	47	M05ZR	22	M7FB	13
IW2****	38	L21L*M	3	M06MB	22	M7FC	13
IW4****	38	L21L*P	3	M06MJ	22	M7FC700	13

M7G	47	MKAJ62	43	OEION*X	34	PCPSM1C	17
M7WLENX	13	MKAJ7	44	OELS34	33	PCPSM2AB	17
M7ZC	13	MKAJ94	44	OELS45	33	PCPSM2AC	17
M7ZC24	46	MKEA29	44	OEWD34	34	PCPSM2B	17
M9#	13	MKEA69	43	OEWD45	34	PCPSM2C	17
M9*	13	MKEA76	44	OEWS34	34	PEIMF13	5
M9*24	46	MKEA84	43	OEWS45	34	PELCB	15
M9*C	13	MKEA94	44	OEW34	34	PELCB4	46
M9*CS	13	MKEZ29	44	OEW45	34	PELCC	15
M9*CZ	13	MKEZ38	44	P32HD1	22	PELCC4	46
M9*S	13	MKEZ38L	44	P36HHS	14	PF_#F4#	35
M92#	13	MKEZ45	43	P36SLC	14	PFBP12	15
M9BRUSH	13	MKEZ60	44	P36SLCHG	14	PFBP12C	15
M9BTXX	13	MKEZ61	44	P46FL*	15	PFBP12C4	46
M9BUW	13	MKEZ61L	44	P46FLCX	15	PFBP6	15
M9FB	13	MKEZ62	43	P46HHS	15	PFBP6C	15
M9FC	13	MKEZ69	43	P46HHS4	46	PFBS12	15
M9FC900	13	MKEZ7	42, 44	P46S2*	15	PFBS12C	15
M9FCZ900	13	MKEZ74	44	P46S2*3	15	PFBS12S	15
M9G	47	MKEZ76L	44	P46S2X	15	PFBS6	15
M9HTH5FC	14	MKEZ79	43	P46S2X2	15	PFBS6C	15
M9HTH5RC	14	MKEZ82	43	P46S3*H	15	PFBS6S	15
M9HTM5FC	13	MKEZ83	44	P46SLC	15	PFH1	16
M9HTM5RC	13	MKEZ85	43	P46SLCHG	15	PFH14	46
M9JCZ	13	MKEZ86	44	P46SLCX	15	PFH1F41	17
M9LZC	13	MKEZ88	44	P46WL*	15	PFH1F42	17
M9T	13	MKEZ89	44	P46WLCX	15	PFH1P	16
M9V2*	13	MKEZ91	43	PAH112	25	PFH1P04	46
M9V2*4B	46	MKEZ93	43	PAP112	25	PFH1P1	16
M9V2*4C	46	MKEZ94	44	PAPEXT15	25	PFH2	16
M9V2*C	13	MKEZ95	43	PAR28*	5	PFH24	46
M9VFC900	13	MKEZ96	43	PAR28D*	5	PFH2F41	17
M9WLENX	13	MKEZ97	44	PAR28D	5	PFH2F42	17
MBADPT14	22	MKLP29	45	PAR28DJ	5	PFH2P	16
MBCT15**	14	MKLP38	44	PAR28E	5	PFH2P1	16
MBCT15JJ	14	MKLP7	45	PAR28J	5	PFLASH	16
MBDC11**	14	MKLP76	44	PBA103	16	PFP1AC	16
MBDC11JJ	14	MKLP82	44	PBA106U	16	PFP1AP	16
MBFF17**	14	MKLP83	44	PBA203	16	PFP1AP1	16
MBFT11**	14	MKLP86	44	PBA206U	16	PFP2AC	16
MBFT11JJ	14	MKLP88	44	PBAINTC	16	PFP2AP	16
MBFX11**	14	MKLP91	44	PBAPEDA	16	PFP2AP1	16
MBFX11JJ	14	MKLP93	44	PBAPEDAL	16	PFP4AWB	17
MC11M*	29	MKLP95	44	PBAPEDD	16	PFP4AWP	17
MC11P*	29	MKLP97	44	PBAPEDDL	16	PFP4AWP1	17
MC11S*	29	MKLPQDU	45	PBH103	16	PH1LPED	16
MC16M*	29	MMK	3, 4	PBH106U	16	PLAST3V	7
MC16MCG	47	MPB4B	46	PBH203	16	PLAST4V	7
MC16MF	29	MPB4W	46	PBH206U	16	PLAST4VL	8
MC16MJ	29	MPBB	15	PBHINTC	16	PROGRAM1	5
MC16P*	29	MPBW	15	PC1	23	PS*00F*R	19
MC16PF	29	MPP4W	46	PC2	23	PSB00FBR	19
MC16PJ	29	MPPB	15	PC3	23	PSBKT1	19
MC16S*	29	MPPBBS	15	PCC10W	23	PSBKT451	19
MC16SF	29	MPPBCS	15	PCC10W1	23	PSBP12	15
MC16SJ	29	MPPW	15	PCC4W	23	PSBP12C	15
MC16V*	29	MPPWCS	15	PCC6W	23	PSBP6	15
MC16VF	29	MPR15B	15	PCC6W1	23	PSBP6C	15
MC16VJ	29	MPR15W	15	PCC8R	23	PSBS12	15
MC23M*	29	MPR4W	46	PCCS9LW	23	PSBS12C	15
MC23P*	29	MPRB	15	PCCS9RW	23	PSBS12S	15
MC23S*	29	MPRW	15	PCH1	16	PSBS6	15
MC23V*	29	MXCT15**	14	PCH14	46	PSBS6C	15
MCFLED2*	14	MXCT15JJ	14	PCH14P	46	PSBS6S	15
MCRNB1	14	MXDC11**	14	PCH14P1	46	PSC00FCR	19
MCRNB2	14	MXDC11JJ	14	PCH1F41	17	PSC0ADCR	19
MCRNS#	14	MXFF17**	14	PCH1F42	17	PSC0CDCR	19
MCRNS#X	14	MXFT11**	14	PCH1P	16	PSL1B	17
MCRNS*	14	MXFT11JJ	14	PCH1P1	16	PSL1BB	17
MCRNS*4	46	MXFX11**	14	PCH2	16	PSL1P	17
MCRNS*X	14	MXFX11JJ	14	PCH24	46	PSL1PB	17
MCRNSC#	14	NOTE	44, 45	PCH24P	46	PSL1R	17
MCRNSC*	14	NP3BB	15	PCH24P1	46	PSL1R5	17
MCRNSG	47	NP3BW	15	PCH2F41	17	PSL1R5B	17
MCRNT#	14	NP6B4B	46	PCH2F42	17	PSL1RB	17
MCRNT#X	14	NP6B4W	46	PCH2P	16	PSL2	17
MCRNT*	14	NP6BB	16	PCH2P1	16	PSL2B	17
MCRNT*X	14	NP6BW	16	PCP2AFS	16	PSL2BB	17
MCSLED2*	14	NPBKT2	15, 16	PCP2AP	16	PSL2BLK	17
MIRROR15	4	OEI2#	34	PCP2AP1	16	PSL2P	17
MIRROR20	3, 4	OEI2#X	34	PCP2ASF	16	PSL2PB	17
MJTDALL1	31	OEI3BCA	34	PCP3	16	PSL2R	17
MJY****M	31	OEI3BCAX	34, 35	PCP3A	16	PSL2R5	17
MJY****P	31	OEI3RBA	34	PCP3AP	17	PSL2R5B	17
MJY****V	31	OEI3RBAX	34, 35	PCP3AP1	17	PSL2RB	17
MK20S	42, 44	OEI3RBC	34, 35	PCP3P	17	PSP1AC	16
MK7SS2	44	OEI3RBCX	34, 35	PCP3P1	17	PSP1ALP	16
MK7SS4	44	OEI3RCA	34	PCPSM1AB	17	PSP1AP	16
MK8H	42, 44	OEI3RCAX	34, 35	PCPSM1AC	17	PSP1AP1	16
MK9S	42, 44	OEION*	34	PCPSM1B	17	PSR00XRR	19

INDEX

PSRASXCR.....	19	RMKAJ#.....	44	SAK61P.....	26	TACTL6.....	27
PSTANK.....	19	RMKEA29.....	44	SAK62D.....	25	TAD6.....	2, 26
PT360F.....	14	RMKEZ#.....	44	SAK62P.....	25	TAD8**.....	2, 26
PT360FW.....	14	RMKEZ29.....	44	SAK63D.....	25	TAD8.....	2, 26
PT360P.....	14	RMKEZ7.....	44	SAK63P.....	25	TADCTL1.....	2, 27
PT360PW.....	14	RMKLP#.....	45	SAK9.....	25	TADF6.....	27
R1\$\$\$00.....	30	RMKLPQDU.....	45	SD210R.....	26	TADF8.....	27
R10HDM*.....	30	RPHOTO.....	4	SD210RX.....	26	TADP6.....	2, 27
R10HDP*.....	30	RPLS34.....	34	SD370.....	26	TADP8**.....	2, 27
R10HDV*.....	30	RPLS45.....	34	SFION*.....	2	TADP8.....	2, 27
R1LPHM*.....	30	RPWD34.....	34	SFIOND.....	2	TADP8FT.....	27
R1LPHP*.....	30	RPWD45.....	34	SFIONE.....	2	TADSW1.....	2, 27
R1LPHV*.....	30	RPWS34.....	34	SFIONJ.....	2	TADSW2.....	2, 27
R1LPM*.....	30	RPWS45.....	34	SK01**.....	18	TAL65.....	27
R1LPMF.....	30	RPWT34.....	34	SK01JJ.....	19	TAL85.....	27
R1LPP*.....	30	RPWT45.....	34	SK01V3**.....	19	TAM63.....	27
R1LPPF.....	30	RS*02ZCR.....	19, 21	SK01W**.....	19	TAM65.....	27
R1LPV*.....	30	RS*03ZCR.....	19, 21	SK01WJJ.....	19	TAM83**.....	27
R1LPVF.....	30	RSO2ZCR.....	47	SLENKT1.....	47	TAM83.....	27
R2\$\$\$00.....	30	RSO3ZCR.....	47	SLENKT2.....	47	TAM85**.....	27
R2LPHM*.....	30	RV*03ZCR.....	19, 21	SLENKT3.....	47	TAM85.....	27
R2LPHV*.....	30	S091MB.....	18	SLENLRK1.....	47	TANBKT1.....	27
R2LPHG.....	47	S092MB.....	18	SLENLRK2.....	47	TANF65.....	27
R2LPHV*.....	30	S161MB.....	18	SLENLRK3.....	47	TANF85**.....	27
R2LPM*.....	30	S162MB.....	18	SLFLASH.....	4	TANF85.....	27
R2LPMA4.....	30, 46	S30HAA.....	48	SLPBKT1.....	2	TAZ66.....	27
R2LPP*.....	30	S30HAAD.....	48	SLPMM**.....	2	TAZ86**.....	27
R2LPPA4.....	30, 46	S30HAC.....	48	SMLLAA.....	2	TAZ86.....	27
R2LPPB4.....	46	S30HACD.....	48	SMLLBB.....	2	TCRB34.....	29
R2LPPR4.....	46	S30HACP.....	48	SMLLBC.....	2	TCRB35.....	29
R2LPV*.....	30	S30MAB.....	18	SMLLBR.....	2	TCRB38.....	29
R316**F.....	4	S30MB.....	18	SMLLCR.....	2	TCRB39.....	29
R316**M.....	4	S30MBB.....	18	SMLLRR.....	2	TCRB42.....	29
R316**V.....	4	S30MJB.....	18	SP123BMC.....	25	TCRB44.....	29
R316*F.....	4	S30MRB.....	18	SPT5D.....	26	TCRB45.....	29
R316*M.....	4	S30TL.....	49	SPT5P.....	26	TCRB45A.....	29
R316*V.....	4	S44MAB.....	18	SPT5TEMP.....	26	TCRB47.....	29
R416**F.....	4	S44MB.....	18	SPTWI*.....	26	TCRBHD1.....	22
R416**M.....	4	S44MBB.....	18	SSFFP16.....	5	TCRHD1.....	28
R416**V.....	4	S44MJB.....	18	SSFFPOS.....	4	TCRHD2.....	28
R416*F.....	4	S44MRB.....	18	SSFFOSI6.....	5	TCRHD3.....	28
R416*M.....	4	S58MAB.....	18	SSTUBE.....	48	TCRHD4.....	28
R416*V.....	4	S58MB.....	18	STA155.....	28	TCRHD5.....	28
R4B***P.....	31	S58MBB.....	18	STA235.....	28	TCRHD6.....	28
R4B*0*OP.....	31	S58MJB.....	18	STA245.....	28	TCRHS1.....	28
R4B795H.....	31	S58MRB.....	18	STA255.....	28	TCRHS2.....	28
R4BA3.....	31	S72MAB.....	18	STA335.....	28	TCRHS3.....	28
R4BA6.....	31	S72MB.....	18	STA345.....	28	TCRHS4.....	28
R4BEND#.....	31	S72MBB.....	18	STA355.....	28	TCRHS5.....	28
R4BEND*.....	31	S72MJB.....	18	STA445.....	28	TCRHS6.....	28
R4BENDX.....	31	S72MRB.....	18	STA455.....	28	TCRHT1.....	28
R4BFLASH.....	31	S86MAB.....	17	STA535.....	28	TCRHT2.....	28
R4BTL6.....	31	S86MB.....	17	STA545.....	28	TCRHT3.....	28
RB6T*P.....	2	S86MBB.....	17	STA555.....	28	TCRHT4.....	28
RBKT1.....	20	S86MJB.....	18	STA635.....	28	TCRHT5.....	28
RBKT10.....	20	S86MRB.....	18	STA735.....	28	TCRHT6.....	28
RBKT14.....	20	SA314A.....	25	STA745.....	28	TCRL**.....	28
RBKT16.....	20	SA314B.....	25	STA755.....	28	TCRL*.....	28
RBKT17.....	20	SA315P.....	25	STA835.....	28	TCRLBKT.....	29
RBKT18.....	20	SA31I01D.....	26	STA845.....	28	TCRLBKT1.....	29
RBKT19.....	20	SA31I01P.....	26	STA855.....	28	TCRLBKT2.....	29
RBKT2.....	20	SA340STS.....	26	STA935.....	28	TCRLRBA.....	28
RBKT4.....	20	SA340TS.....	26	STA945.....	28	TCRLRBC.....	28
RBKT6.....	20	SA350M.....	22, 26	STA955.....	28	TDP\$\$\$00.....	27
RBKT7.....	20	SA350MB1.....	22, 26	STOASN12.....	49	TFLANGEB.....	5
RBKTHD1.....	20, 21	SA350MH.....	22	STPEA69.....	44	TFLANGEC.....	5
RBKTHD2.....	20, 21	SABKT1.....	25	STPKT#.....	44	TGROM2.....	5
RBKTHD4L.....	20, 21	SABKT9.....	25	STPKTQDU.....	45	TIONBKT1.....	11
RBKTHD4R.....	20, 21	SAK1.....	25	STPLP#.....	45	TIONBKT2.....	12
RBKTHD5.....	20, 21	SAK23.....	26	SUBI3T12.....	40	TIONBKT3.....	12
RBKTHD6.....	20, 21	SAK25.....	25	SUBI3T6S.....	40	TIONBKT4.....	12
RBKTHD7.....	20, 21	SAK32.....	26	SUBKT1B.....	18	TIONFC.....	11
RBKTHD8.....	20, 21	SAK37.....	26	SUBKT2B.....	18	TIONHDHM.....	22
RBKTHD9.....	21	SAK40.....	26	SUCBL1.....	18	TIONHDRS.....	21
RDLPPAB.....	30	SAK41.....	26	SUCBL15.....	18	TIONHDSS.....	21
RDLPPAG.....	47	SAK42.....	25	T0*00M*R.....	5	TLI#.....	11
RDXMM90.....	30	SAK43.....	25	T0CACCCR.....	5	TLI#X.....	11
REPDIRWA.....	48	SAK44.....	26	TA125NF1.....	27	TLI*.....	11
REPDIRWD.....	48	SAK47.....	26	TA125NF2.....	27	TLI*X.....	11
REPSTTWD.....	48	SAK48.....	26	TA165NF1.....	27	TLI2#.....	11
REPTSSTR.....	48	SAK51.....	26	TA165NF2.....	27	TLI2#X.....	11
RFLANG2B.....	19, 21	SAK52.....	26	TA166AL5.....	27	TLI2P.....	47
RFLANG2C.....	19, 21	SAK54.....	26	TA20TL12.....	49	TURB6DUP.....	48
RFLANGCD.....	19, 21	SAK55.....	25	TA45B72.....	27	TURBO5.....	49
RFLANGEA.....	19	SAK56.....	25	TAC815.....	27	TURBO64.....	49
RFLANGEC.....	19	SAK57.....	26	TAC830.....	27	TURBOASY.....	48
RGRMMET.....	19	SAK58.....	26	TAC850.....	27	UFM8.....	4, 21
RMK20S.....	44	SAK59.....	26	TACF85**.....	27	UHF2150A.....	5
RMK8H.....	44	SAK60.....	26	TACF85.....	27	ULF44.....	4
RMK9S.....	44	SAK61D.....	26	TACTL5.....	27	UNI.....	48

Beyer Ford Beyer Fleet

V23*TPB	20	VTXFC	20	WPA1	22, 25	XI3JA	10
V23*TPBX	20	VXCT15**	14	WPA112	22, 25	XI3JC	10
V23*TPC	20	VXDC11**	14	WPA2	25	XI3KC	10
V23*TPCX	20	VXFF17**	14	WPA3BM	25	XI3MC	10
V23P20B	20	VXFT11**	14	WPKM1	24	XI3SMJA	10
V23P20C	20	VXFX11**	14	WPLOW1A	21	XI3SMJC	10
V23PEDB	20	W20SS	26	WPLOW2A	21	XI3SMKC	10
V23PEDC	20	W20SSRK	26	WPLOW3AA	21	XI3SMMC	10
VHB609#	21	WBUA107	26	WPLOWZ1A	21	XK01**	19
VHB609*	20	WBUA112	26	WPLOWZ2A	21	XK01JJ	19
VMCT15**	14	WBUA112C	26	WPLOWZ3A	21	XK01V3**	19
VMDC11**	14	WBUA97	26	WPLWZ3A4	46	XK01W**	19
VMFF17**	14	WCC9	23	WS321	22, 25	XK01WJJ	19
VMFT11**	14	WCC92	23	WS321B14	22	XON#	10
VMFX11**	14	WCC92SUB 35, 37, 38, 39, 40	40	WSMIC321	22, 25	XON*	10
VTX3609#	20	WCC9SM	23	WSSC30	25	XONSM#	10
VTX3609*	20	WCC9SUB	41	WSSC30HK	25	XONSM*	10
VTX609#	20	WCC9SUB	41	WSSMSW3	22, 25	XONSV1*	11
VTX609*	20	WION#	10	WSSPA30	25	XONSV3*	11
VTX609*4	46	WION*	10	WXON#	11	XONV1*	11
VTX609G	47	WIONSC*4	45	WXON*	10	XONV3*	11
VTXD609#	20	WIONSM#	11	WXONSM#	11	XTX609#	20
VTXD609*	20	WIONSM*	11	WXONSM*	11	XTX609*	20
VTXD609G	47	WIONSM*4	45	XI2#	10	XTXD609#	20
VTXFB	20	WMM6K	2	XI2SM#	10	XTXD609*	20

Authorized Managing Sales Representatives

CONNECTICUT, MAINE, MASSACHUSETTS NEW HAMPSHIRE, RHODE ISLAND, VERMONT

Patriot Fleet Group, LLC

P.O. Box 886
Rocky Hill, Connecticut 06067
860-757-3922 • Fax: 860-785-8697
e-mail: amsr1@whelen.com

FLORIDA, PUERTO RICO

Coastal Representative's Inc.

2300 Tall Pines Drive, Suite 123
Largo, Florida 33771
(941) 376-2574
e-mail: amsr3@whelen.com

ALABAMA, GEORGIA, MISSISSIPPI, NORTH CAROLINA, SOUTH CAROLINA, TENNESSEE (Except Memphis)

Thomas J. Madden & Associates, Inc.

935 Hwy 124, Bldg 400, Suite 401
Braselton, Georgia 30517
(678) 963-2060 • Fax: (678) 963-2061
e-mail: amsr4@whelen.com

HAWAII, GUAM & SAIPAN

Pacific Sales Representatives, Inc.

P.O. Box 240256
Honolulu, Hawaii 96824-0256
(808) 373-4666 • Fax: (808) 373-3045
e-mail: amsr6@whelen.com

KENTUCKY, OHIO, WEST VIRGINIA

Holstein & Associates, LLC

9031 Heritage Drive
Plain City, Ohio 43064
(614) 873-2121 • Fax: (614) 873-3095
e-mail: amsr7@whelen.com

ARKANSAS, LOUISIANA, TENNESSEE (Memphis only), TEXAS

John Wright & Associates

1111 W Abram Street
Arlington, Texas 76013
(817) 459-2001 • Fax: (817) 459-2515
e-mail: amsr8@whelen.com

ALASKA, IDAHO, MONTANA, OREGON, WASHINGTON

Kent D. Bruce Company, LLC

P.O. Box 225
Black Diamond, Washington 98010
(360) 886-9410 • Fax: (360) 886-9411
e-mail: amsr10@whelen.com

CALIFORNIA, NEVADA (Northwest and South)

WATTCO

2230 Cordelia Road
Fairfield, California 94534
(707) 435-9233 • Fax: (707) 435-1941
e-mail: amsr12@whelen.com

IOWA, MINNESOTA, NORTH DAKOTA, SOUTH DAKOTA, WISCONSIN

W. Reeves & Associates LLC

P.O. Box 477
Norwalk, Iowa 50211
(515) 981-5967 • Fax: 866-336-3503
e-mail: amsr13@whelen.com

KANSAS, MISSOURI, NEBRASKA, OKLAHOMA

Busch & Associates, LLC

12705 South Rene Street
Olathe, Kansas 66062
(913) 390-1777 • Fax: (913) 390-7889
e-mail: amsr14@whelen.com

COLORADO, NEVADA (Northeast) UTAH, WYOMING

Rep Services, LLC

33990 County Road 27
Kiowa, Colorado 80117
(303) 840-7451 • Fax: (303) 805-0133
e-mail: amsr19@whelen.com

DELAWARE, MARYLAND, NEW JERSEY, NEW YORK, PENNSYLVANIA, VIRGINIA, WASHINGTON D.C.

Fleet Reps, LLC

P.O. Box 237
Fruitland, MD 21826
(302) 440-2190
e-mail: amsr20@whelen.com

ILLINOIS, INDIANA, MICHIGAN

C. S. Trojan & Associates, Inc.

1375 Rickett Road
Brighton, Michigan 48116
(810) 227-7775 • Fax: (810) 227-9195
e-mail: amsr22@whelen.com

ARIZONA, NEW MEXICO

Charlotte Young & Associates, Inc.

2710 S. Litchfield Road
Goodyear, Arizona 85338
602-615-8710
e-mail: amsr25@whelen.com

WHELEN FACTORY INQUIRY

Automotive Sales

e-mail: autosale@whelen.com

Automotive Catalog

e-mail: catalog@whelen.com

Customer Service

e-mail: custserv@whelen.com

CANADIAN INQUIRY

EASTERN: NEWFOUNDLAND, NEW BRUNSWICK, NOVA SCOTIA, PRINCE EDWARD ISLAND

Leslie and Associates

32 Steeles Avenue East, Unit 8
Milton, Ontario, Canada L9T 5A1
(905) 878-8457 • Fax: (905) 878-0877
e-mail: amsr15@whelen.com

CENTRAL: MANITOBA, ONTARIO, QUEBEC, NUNAVUT

Leslie and Associates

32 Steeles Avenue East, Unit 8
Milton, Ontario, Canada L9T 5A1
(905) 878-8457 • Fax: (905) 878-0877
e-mail: amsr15@whelen.com

WESTERN: ALBERTA, BRITISH COLUMBIA, SASKATCHEWAN, YUKON AND NORTHWEST TERRITORIES

TL Smid Associates

3057 Similkameen Place
Kamloops, British Columbia, Canada V2E 2T6
(250) 572-1507
e-mail: amsr21@whelen.com

CARIBBEAN, CENTRAL & SOUTH AMERICA INQUIRES

Fred Villoria

3823 Pirate Drive
Rancho Palos Verdes, California 90275
(310) 230-5209
e-mail: amsr49@whelen.com

MEXICO INQUIRY

ZABAI LLC

Ivan R. Lopez Zavala

20 Bokum Road
Chester, Connecticut 06412
(860) 819-6986
e-mail: amsr50@whelen.com

MIDDLE EAST INQUIRY

TM Associates

4395 Centre Lake Drive
Windsor, Ontario, Canada N9G 2X5
(519) 563-9339
e-mail: amsr26@whelen.com

INTERNATIONAL INQUIRY

Contact Factory

e-mail: autousos@whelen.com

WHELEN[®]
ENGINEERING COMPANY, INC.